



instor
KIDER INDIA PVT. LTD.

RETAIL FIXTURES CATALOUGE

WE ARE **INSTOR**

With a functional, innovative and premium range of display, storage and movement solutions we make retail stores distinctively modern, attractive and customer friendly.

Our widest range of standard and customised solutions with the best space utilisation designs, most durability, and modern aesthetics help our customers deliver the best experience at every touch point and grow their retail footprint.

As India's largest manufacturer and exporter of retail solutions, there is more to our approach than just measuring space and supplying material. Our team has been at the forefront of the transformative change in the retail space in India and many global markets. We have pioneered retail store solutions and brought practical innovation to not only large brands but also smallest retail stores.

From small format neighbourhood stores to mega-stores of local and global brands and from a single location to hundreds of locations, we cater to unique needs and formats of a variety of retail stores in India and global markets.



India's #1 Company for Retail Store Fixtures
& Specialised Solutions

7,000+ STORES

Trust fixtures by Instor

100-1,00,000 SQ. FT.

Size of stores we provide best quality fixtures for

1,00,00,000 + SQ. FT.

Space covered with our modern fixtures

We help you deliver the best in-store experience, increase sales & get highest returns on investment.

We fully embrace the “**Make in India**” initiative and stand behind everything we build.



Tested & Certified

Instor products meet or exceed various industry standards, pass through the toughest tests and are certified to give you, the best quality, longlasting durability, and beautiful aesthetics.



Series of tests we put our products through

- ✓ Bend Test (ISO1519): No paint peel off
- ✓ Cupping (ISO 1520) & Cross Cut Test (ISO12409): For perfect paint adhesion
- ✓ Impact Test (ISO 6272): No impact on the paint against weight drop
- ✓ Nugget Test: To ensure perfect bonding of welding joints
- ✓ 1000 hours Salt Test (ASTM B117): Test against blistering, corrosion & rusting.

400,000 Sq. Ft. Of State-of-the-art Manufacturing Facility

Instor's large scale and state-of-the-art-facility is spread across 9 acres with modern, sustainable, and robotics machinery and processes. From a tiny screw to racks and fixtures, we stand behind everything we manufacture with worry-free warranty.



Automatic, CNC controlled sheet punching machine



CNC controlled, automatic sheet bending machine



Fully conveyerised automatic powder coating plant



Robotic arm welding shelf joints



Modern & sustainable manufacturing



India's most advanced powder coating unit



Large-scale production capacity



Robotics manufacturing for ultimate precision



World's best machinery for 100% automation



Environment - friendly plant, machinery & processes



WHY INSTOR



Unique Designs

Our designs make retail stores look unique, attractive, customer friendly and most functional.



High Aesthetic Value

With India's most advanced powder coating unit, we ensure lasting durability.



Best Space Utilisation

With our designs and fixtures, there is a best use of floor and wall space in the most effective and functional way.



Highest Load Bearing Capacity

Our unique UpRight base and 10-bend shelf design give the highest load bearing capacity in the industry; eliminating the need for extra storage, constant repairs and additional investments.



Easy to Switch Layouts

With ever changing customer behaviours, and new product introductions, retail stores need to modify layouts fast. Our EasySwitch feature make it easy and quick to make adjustments or change layouts.



Tested & Lab Certified

We run our products through many tests to ensure durability and high resistance to corrosion and harsh conditions. Our products are lab certified to meet the highest quality and durability standards.



High Return on Investment

With lab certified durability, attractive designs, ease of shopping and best space utilisation, our customers get top returns on investments.



Single Point Execution

From concept and design to build, installation and care; our team of experts executes every step flawlessly.



We Care

From a tiny screw to racks and counters, we stand behind everything we manufacture. We are always there to support and serve you.

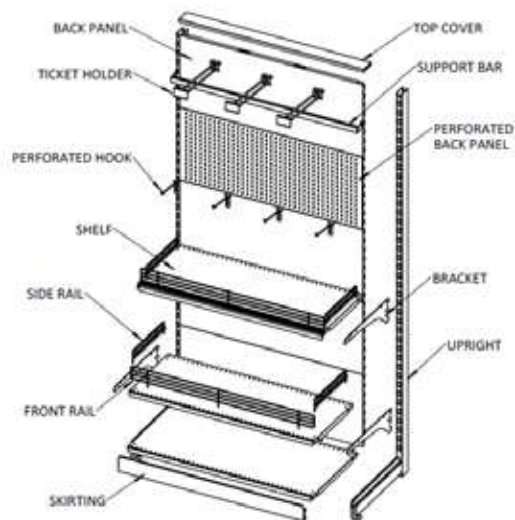
RETAIL FIXTURES

WALL UNIT	08
GONDOLA UNIT	11
CORNER UNIT	14
F & V UNIT	19
GRAIN UNIT	22
BAKERY UNIT	25
IMPULSE UNIT & PROMO UNITS	28
COUNTERS-CHECKOUT,CASH AND WEIGH COUNTERS	31
ACCESSORIES	38
BASKETS & TROLLEYS	43
APPAREL FIXTURES	46
BAGGAGE COUNTER	49

01

WALL UNITS





Our wide range of wall display shelves and display rack systems give any store unique and modern aesthetics. With the highest load-bearing capacity and European design standards, our display racks are available in various configurations, sizes and colours; we have specific display racks for every item in your retail store. Our display shelves and display racks are easy to adjust and change layouts.

Wall Unit Sizes

Height

1600 mm | 1900 mm
2200 mm | 2500 mm

Length

500 mm | 670 mm | 830 mm
1000 mm | 1200 mm | 1333 mm

Colours

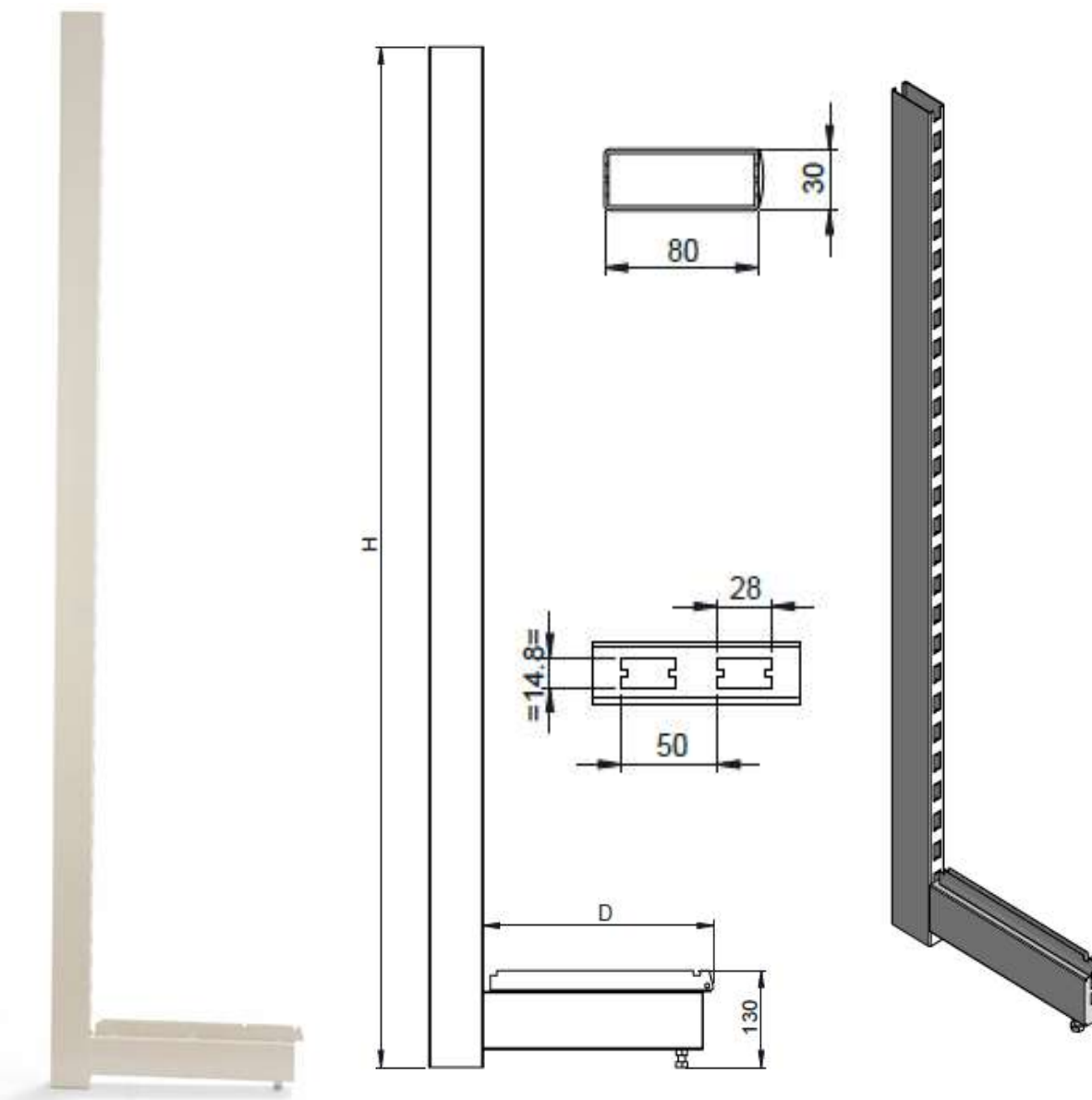
Standard: White, Off White, Grey

Custom: For bulk orders



L-UPRIGHT

Sturdy L upright with base is designed to provide long-lasting durability.



UPRIGHT MADE IN MS TUBE 80mm x 30mm x 2mm thk WITH WELDED BASE LEG.

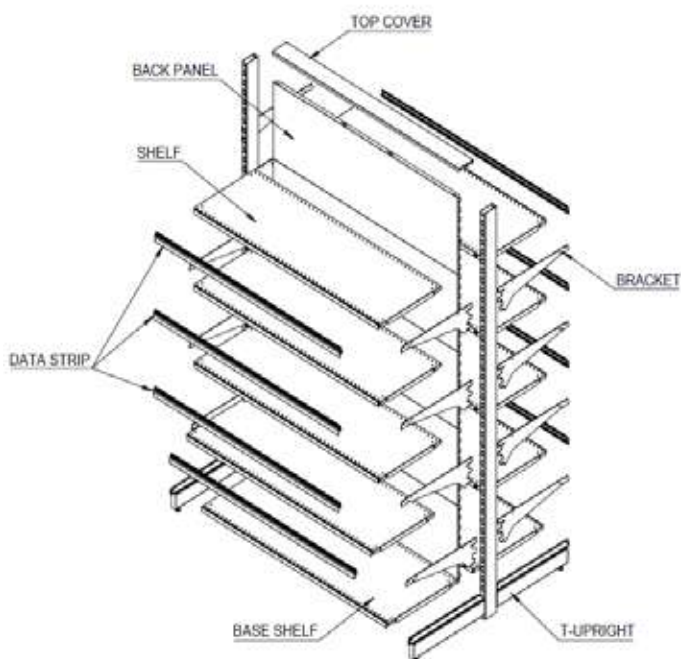
L-UPRIGHT TB WU SIZES (KS1000T010)

HEIGHT(H)	H1=130		
	Depth=30 mm	Depth=40 mm	Depth=45 mm
160 cm	KS1000T01040582	KS1000T01040579	KS1000T01040592
190 cm	KS1000T01040585	KS1000T01040586	KS1000T01040588
220 cm	KS1000T01040593	KS1000T01040569	KS1000T01040572
250 cm	KS1000T01040612	KS1000T01040613	

02

GONDOLA UNITS





We offer gondola racks in various configurations for better visibility and maximum exposure of products. Gondola racks and shelves are specially designed to have optimum load-bearing capacity.

- Standard and custom sizes
- Easy to adjust heights, move or change layouts
- Unique designs for specific and universal uses

Wall Unit Sizes

Height	Length
1600 mm 1900 mm 2200 mm	500 mm 670 mm 830 mm 1000 mm 1200 mm 1333 mm

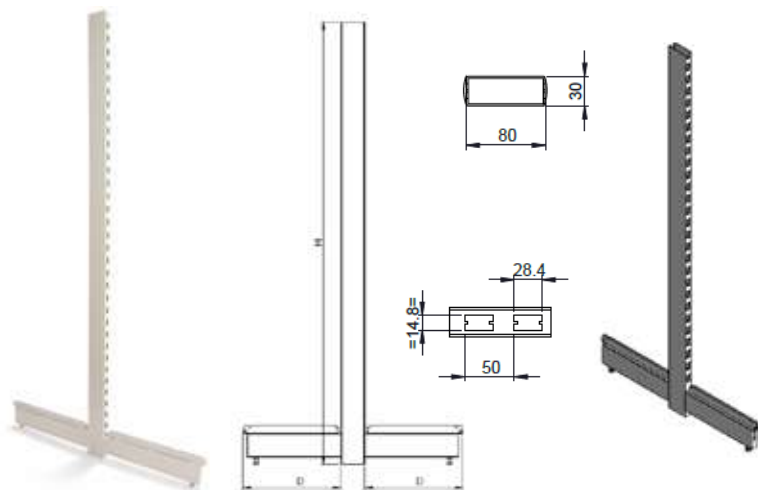
Colours

Standard: White, Off White, Grey

Custom: For bulk orders




T-UPRIGHT



UPRIGHT MADE IN MS TUBE 80mm x 30mm
x 2mm thk WITH WELDED BASE LEG.

T-UPRIGHT TB WU SIZES (80X30)

HEIGHT(H)	H1=130		
	Depth=30 mm	Depth=40 mm	Depth=45 mm
160	KS1000T01040578	KS1000T01040576	KS1000T01040591
190	KS1000T01040583	KS1000T01040584	KS1000T01040587



Wall Unit Sizes

Height

1600 mm | 1900 mm
2200 mm

Length

500 mm | 670 mm | 830 mm
1000 mm | 1200mm | 1333

Colours

Standard: White, Off White, Grey

Custom: For bulk orders



03

CORNER UNIT





Corner units are designed to eliminate the waste of corner space and make it convenient for shoppers to see and grab products. The corner unit attaches easily to L upright for wall units.

Wall Unit Sizes

Height

1600 mm | 1900 mm | 2200 mm

Length

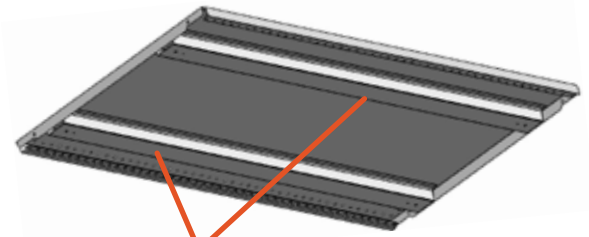
500 mm | 670 mm | 830 mm | 1000 mm
1200mm | 1333

Colours

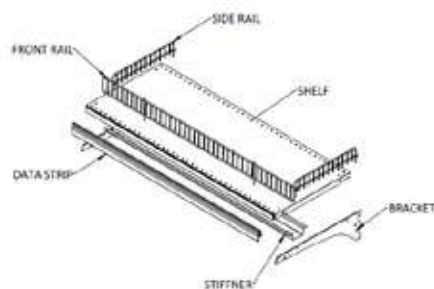
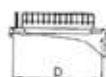


Standard: White, Off White, Grey
Custom: For bulk orders



Made in the highest grade of MS, unique design of our shelves provides the highest load bearing capacity and long-lasting durability. Each shelf is made with additional reinforcement to carry heavy load with even weight distribution.



Additional reinforcement to carry heavy load



Shelf made in MS CRCA sheet 21/23 gauge with roll-forming process with ribs.

SHELF (All dimensions in cm)

Depth(D)	Length=50	Length=67	Length=83	Length=100	Length=120
10	KF1000WS1169353H	KF1000WS1169354H	KF1000WS1169356H	KF1000WS1169355H	KF1000WS1294748H
20	KF1000WS1162636H	KF1000WS1162637H	KF1000WS1162638H	KF1000WS1165823H	KF1000WS1354250H
30	KF1000WS1165815H	KF1000WS1165816H	KF1000WS1165817H	KF1000WS1165818H	KF1000WS1203343H
37	KS1000SM1006041H	KS1000SM1006043H	KS1000SM1006045H	KS1000SM1005641H	KS1000SM1008675H
40	KF1000WS1165811H	KF1000WS1165812H	KF1000WS1165813H	KF1000WS1165814H	KF1000WS1174701H
45	KS1000SM1006035H	KS1000SM1006037H	KS1000SM1006039H	KS1000SM1005639H	KS1000SM1008671H

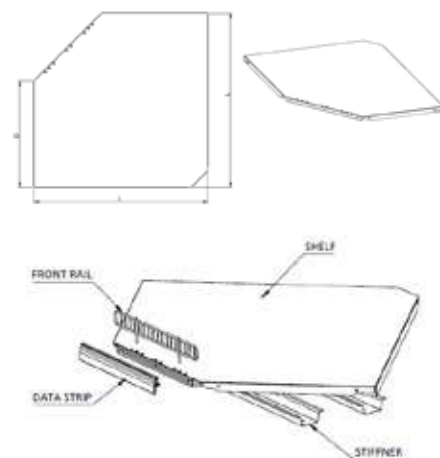
Depth(D)	Length=133
10	KF1000WS1169357H
20	KF1000WS1165147H
30	KF1000WS1165148H
37	KS1000SM1006008H
40	KF1000WS1165149H
45	KF1000WS1F00150H

Depth(D)	Length=664	Length=989	Length=1300
370	KS1000SM1014544	KS1000SM1014023	KS1000SM1033511H
470	KS1000SM1014546	KS1000SM1014540	KS1000SM1033500H
570	KS1000SM1014548	KS1000SM1014296	KS1000SM1033504H

Depth(D)	Length=33	Length=50	Length=67	Length=83
30		KS1000SM1012252	KS1000SM1012249	KS1000SM1012246
37		KS1000SM1012251	KS1000SM1012248	KS1000SM1012245
45		KS1000SM1012250	KS1000SM1012247	KS1000SM1012244
60	KS1000SM1021330H			

Depth(D)	Length=90	Length=100	Length=125
10	KS1000SM1008899H		
30		KS1000SM1012243	
37		KS1000SM1012242	
40			KS1000SM1012242
45		KS1000SM1012241	

Angular shelf is made for the use in corner wall units to eliminate the wastage of corner space.



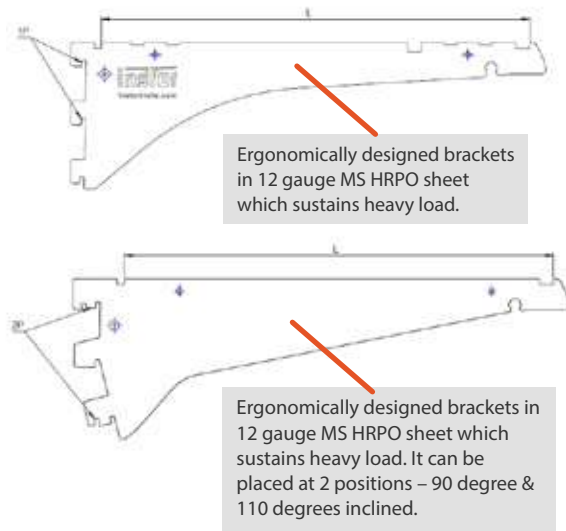
Angular-Shelf

Length(L)	Depth=30	Depth=37	Depth=40	Depth=45	Depth=47
67					KS1000SM1020981H
74			KF1000A01268672H		
75	KS1000SM1006166H	KS1000SM1006167H	KS1000SM1008378H	KS1000SM1006168H	


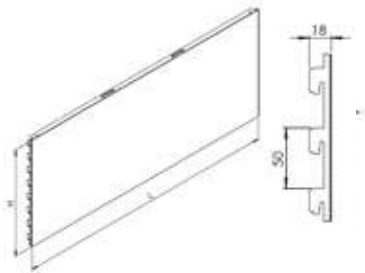
Ergonomically designed heavy duty brackets in 12 gauge MS HRPO sheet.

BRACKET

Length (L)	PITCH-50MM	
	1P	2P
170	KS1000SM1015545	
300	KS1000SM1005665H	KS1000SM1017682H
370	KS1000SM1005635H	KS1000SM1014570
380	KF4000A01F00186H	
400	KS1000SM1007726H	KS1000SM1018530H
450	KS1000SM1008585H	KS1000SM1018531H
470		KS1000SM1018700
500	KS1000SM1008815H	
570		KS1000SM1018701
670		KS1000SM1014573



Back panels for wall units, corner units and gondola units made in MS CRCA sheet 23 gauge.




BACK PANEL

Height (H)	Length=50	Length=67	Length=83	Length=100
30	KS1000SM1040511	KS1000SM1040510	KS1000SM1040484	KS1000SM1040462

Height (H)	Length=120	Length=133
30	KS1000SM1040512	KS1000SM1040480

Back-panels made in MS CRCA sheet 23 gauge.

Perforated back panels for wall units, gondola units and impulse units to use hooks and other display accessories. Perforated Back-panels made in MS CRCA sheet 18 gauge.



PFD - BACK PANEL

Height (H)	Length=50	Length=67	Length=83
30	KS1000SM1040655	KS1000SM1040635	KS1000SM1040627

Height (H)	Length=100	Length=120	Length=133
30	KS1000SM1040516	KS1000SM1040638	KS1000SM1040515

Perforated
Back-panels made
in MS CRCA sheet
18 gauge.

04

F&V UNITS





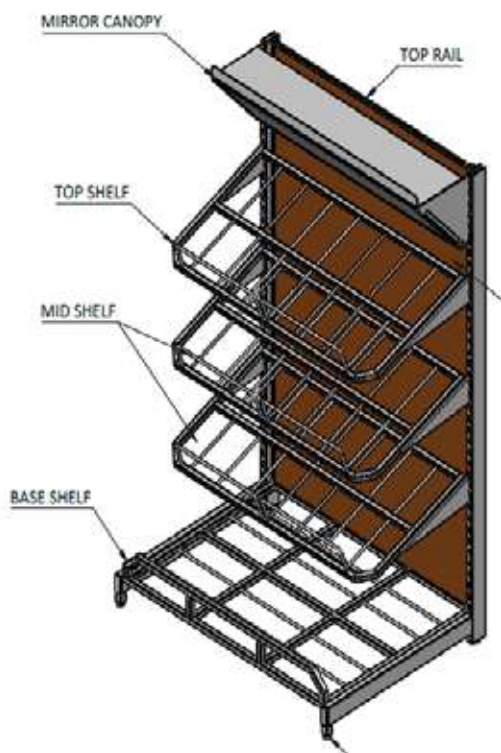
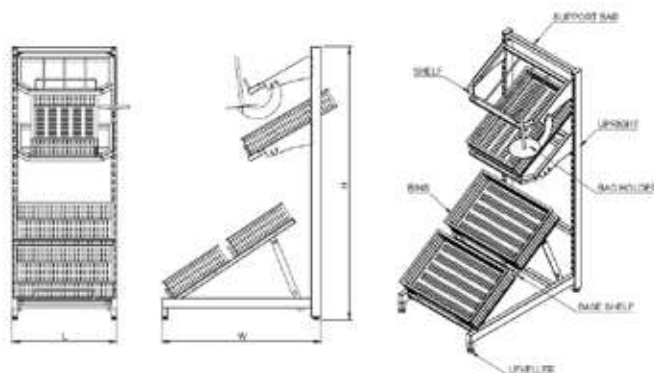
Compact F&V unit which holds 3 / 6 crates size 600mm x 400mm x 150mm. Base level is adjustable at 2 different positions. Provision to hold Bag-on Roll.

Based on your store size and requirements, we give you various configurations and designs to display fresh fruits and vegetables. Our modular units are available in both single-sided and gondola options. Materials we use are safe for direct contact with fruits and vegetables and anti-corrosion.

- Single sided or gondola options
- F&V Heaper
- Available in metal and wood
- Available in various sizes and bay widths
- With or without weighing scale counter

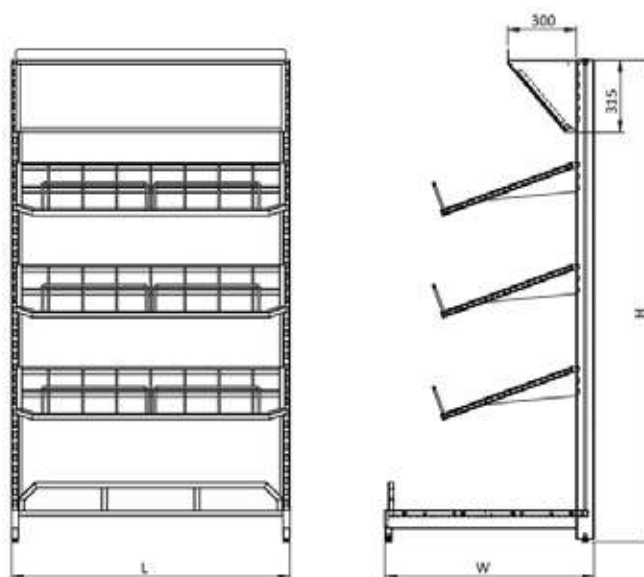
F&V UNITS

	Length(L)	Width(W)	Height(H)
KF1000FV1F01208	621 mm	621 mm	1610 mm
KF1000FV1F01203	1225 mm	1225 mm	1610 mm

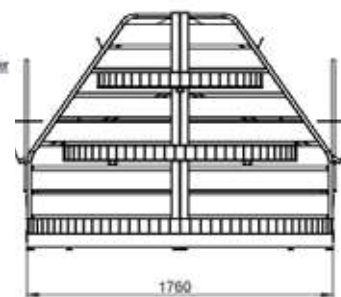
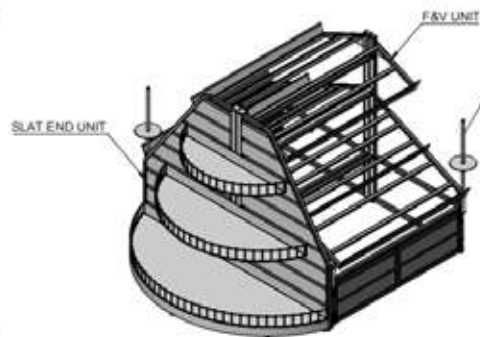
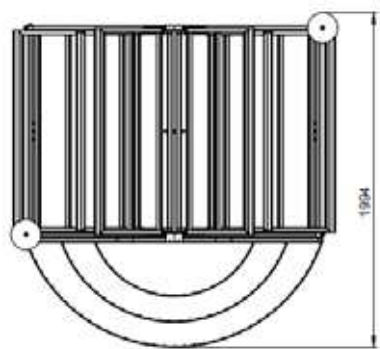


F&V WITH MIRROR CANOPY

	Length(L)	Width(W)	Height(H)
KF1000FV1019834	1225 mm	920 mm	2110 mm



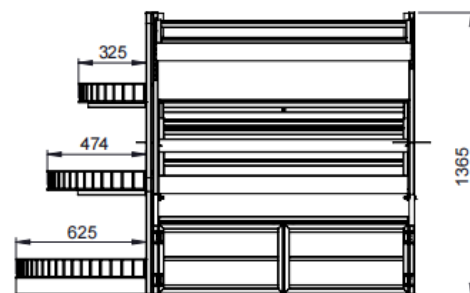
F&V unit which holds 9 crates size 600mm x 400mm x 150mm top shelves & 3 Big crates size 600mm x 400mm x 300mm Ht. Reflective mirror canopy at top.



F&V WITH END UNIT

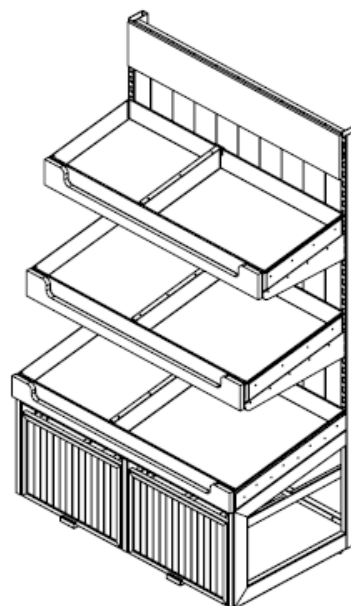
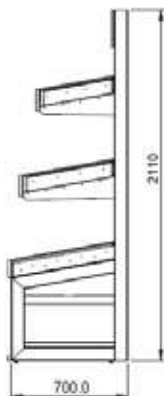
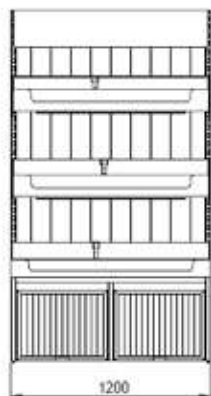
	Length(L)	Width(W)	Height(H)
KF1000FV1019834	1915 mm	1760 mm	1350 mm

Compact F&V unit which holds 3 / 6 crates size 600mm x 400mm x 150mm. Base level is adjustable at 2 different positions. Provision to hold Bag-on Roll.



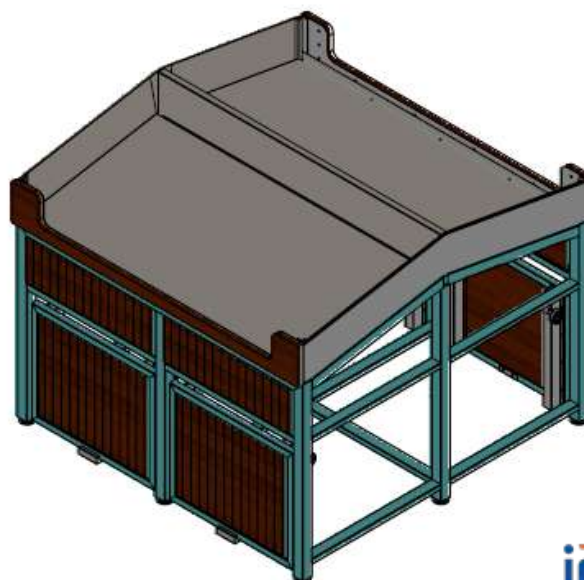
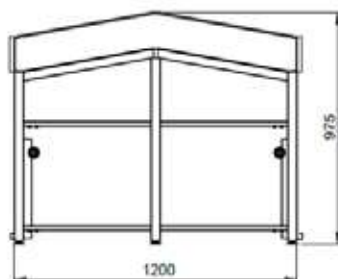
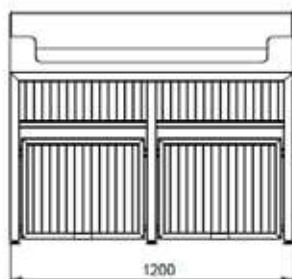
F&V WALL UNIT

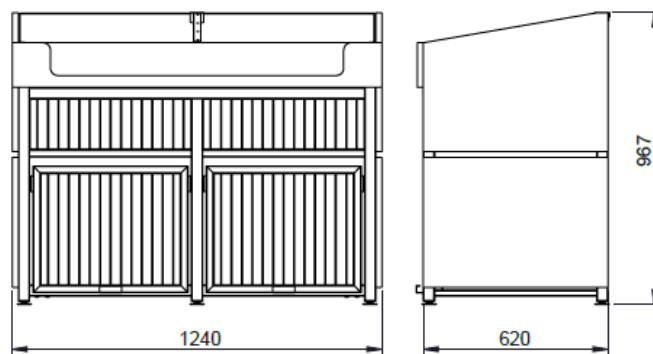
	Length(L)	Width(W)	Height(H)
KF1000A01040809	1200 mm	700 mm	2110 mm



F&V GONDOLA UNIT

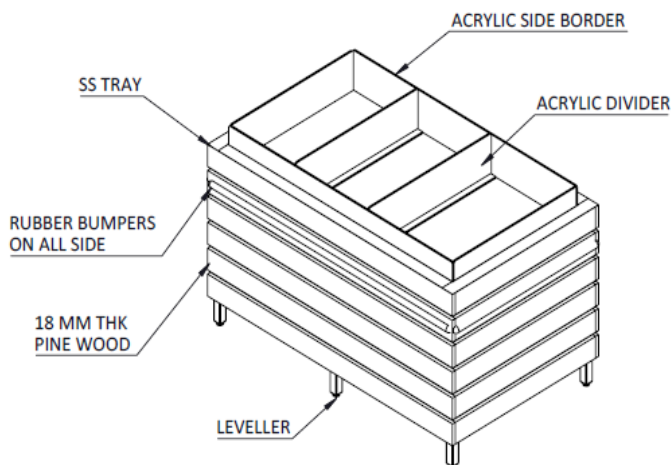
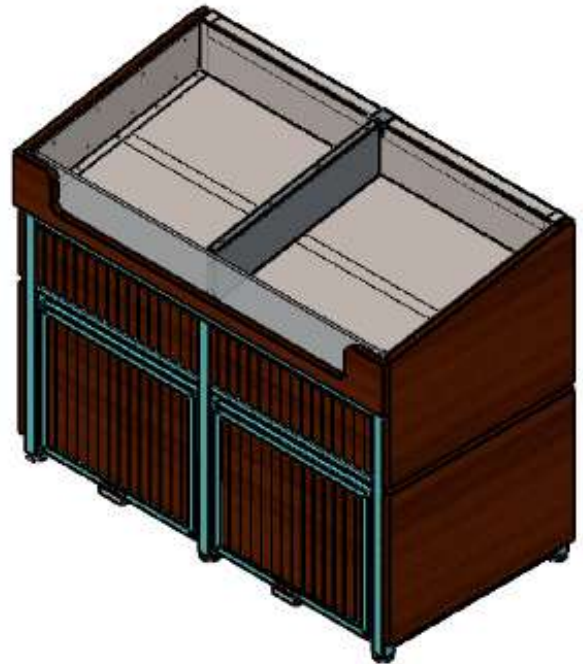
	Length(L)	Width(W)	Height(H)
KF1000FV1039698	1200 mm	1200 mm	975 mm





F&V END CAP UNIT

	Length(L)	Width(W)	Height(H)
KF1000A01040764	1240 mm	620 mm	967 mm

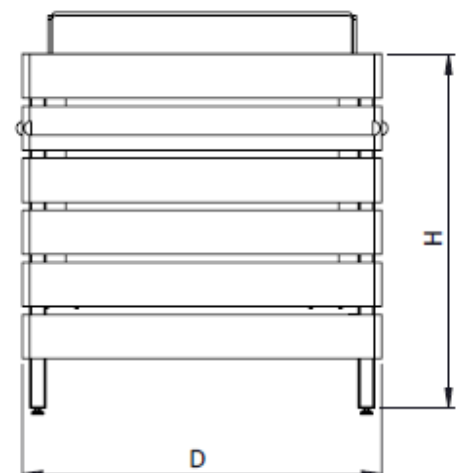
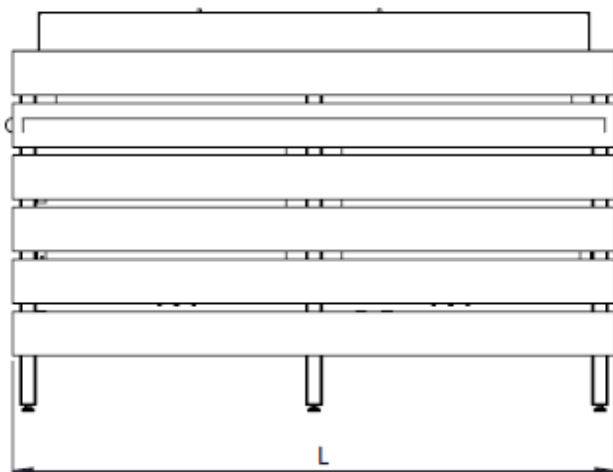


F&V Heaper are available in a combination of wooden and metal designs that retains freshness and ensures high quality. The materials used are food-grade and safe for direct contact with vegetables and fruits and also have high resistance to corrosion.

HEAPER

	Length(L)	Depth(D)	Height(H)
KF1000A01F00707H	600 mm	600 mm	800 mm
KF1000H01016059H	900 mm	900 mm	800 mm
KF1000A01018417H	1800 mm	600 mm	900 mm
KF1000H01014618H	1800 mm	900 mm	750 mm
KF1000A01018336H	1800 mm	900 mm	900 mm

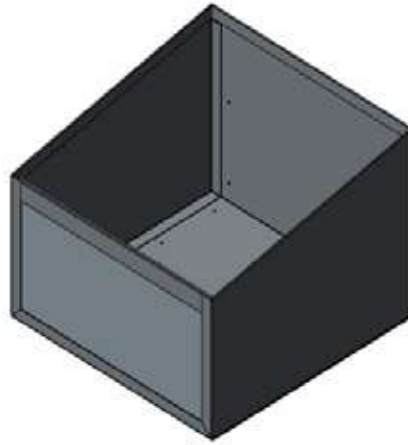
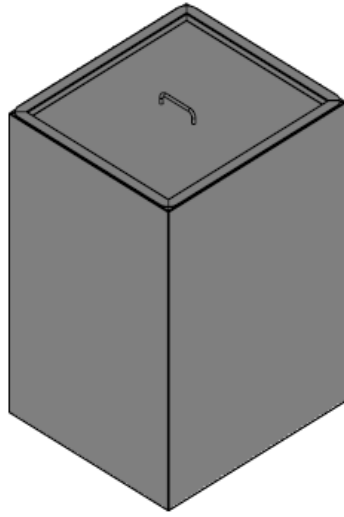
Food grade SS Bin Heaper for Onion, Potatoes, tomatoes, Coconuts etc. Acrylic dividers as separators.



05

GRAIN UNITS





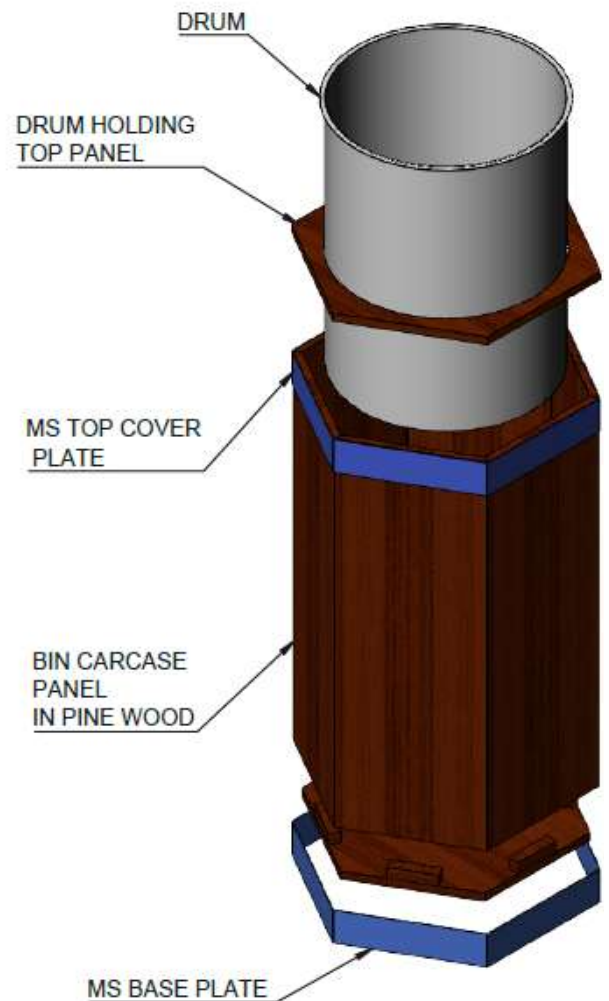
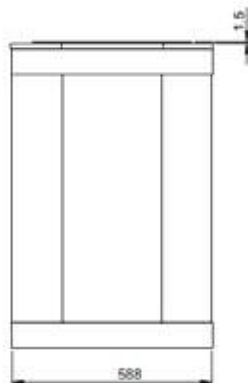

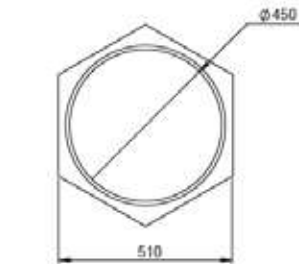
Instor's range of grains and spice units are available in steel and wood finish that give customers the comfort of touching, smelling and getting the right feel before they buy. Giving a premium and classy feel, our grain units are also designed to keep rodents like mice and rats away to ensure safety of the products.

- Modern, classy, or traditional style
- Wooden casing for gourmet and premium feel
- Steel and wooden finishes (inside made of SS)
- Transparent protective lids
- Metal protective lids
- Signage stands options

STAPLE BIN ASSY - SS

	Length(L)	Width(W)	Height(H)
KF1000A01013188	588 mm	510 mm	900 mm

Food grade SS Bin for grains & staples.
SS Lid with Pine wood box covering.



STAPLE BIN WITH LID ASSY - SS


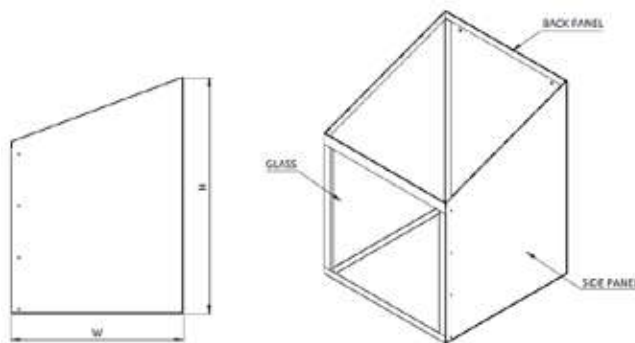
	Length(L)	Width(W)	Height(H)
KF1000A01026221	440 mm	395 mm	600 mm

Food grade SS Bin for grains & staples with lid.

**STAPLE BIN WITH GLASS ASSY - SS**

	Length(L)	Width(W)	Height(H)
KF1000A01017378H	300 mm	540 mm	600 mm
KF1000A01017443H	300 mm	400 mm	510 mm
KF1000A01020300H	400 mm	400 mm	550 mm
KF1000A01020484H	371 mm	375 mm	450 mm

Food grade SS Bin for grains & staples.
Clear glass at front for easy visibility.



06

BAKERY UNITS

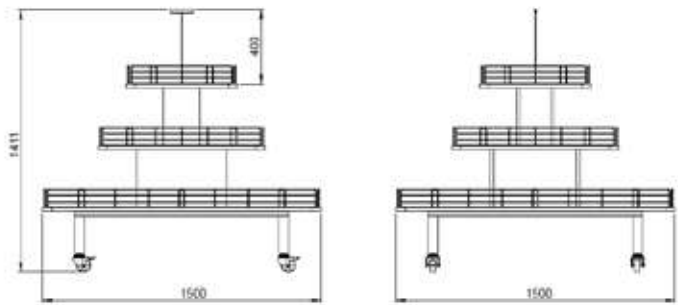
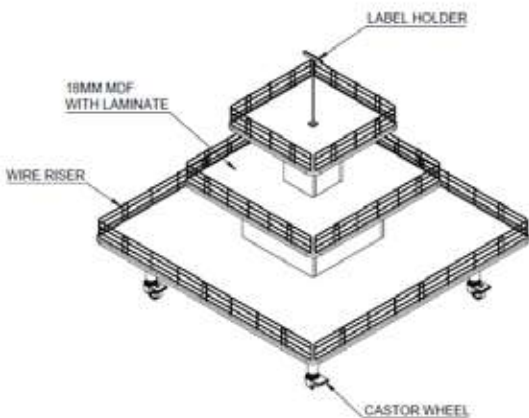


Whether you are looking to display freshly baked breads, cookies, buns, cakes, or pre-packaged bakery items, we have an array of bakery racks, display units and related accessories. Our display racks feature premium wooden or steel back panels with premium finishes that set the bakery section apart. Depending on your store design style, bakery section can be made in complete wooden fixtures or combination of wood and steel. In addition to directly using shelves for display, Instor racks also have an option to add cane baskets and crates to stock products.

3 TIER TABLE

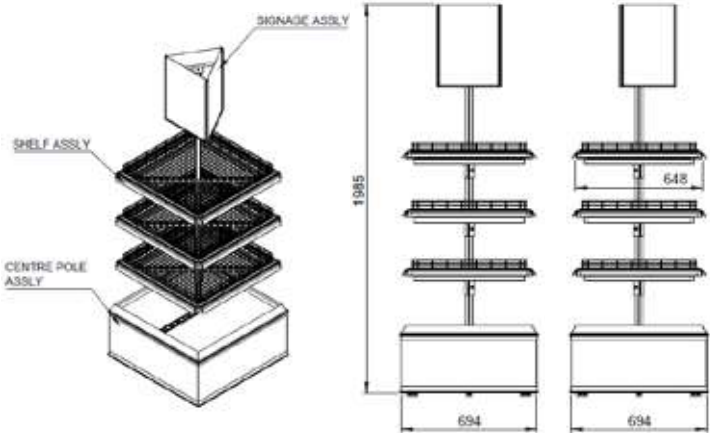
	Length(L)	Width(W)	Height(H)
KF1000A01014608	1500 mm	1500 mm	1415 mm

Made in 18mm thick wood grain finish Prelaminated MDF board. Metal risers to protect falling of products. Castor wheels for easy maneuverability.



BAKERY PROM TOWER UNIT

	Length(L)	Width(W)	Height(H)
KF1000A01015401	694 mm	694 mm	2000 mm

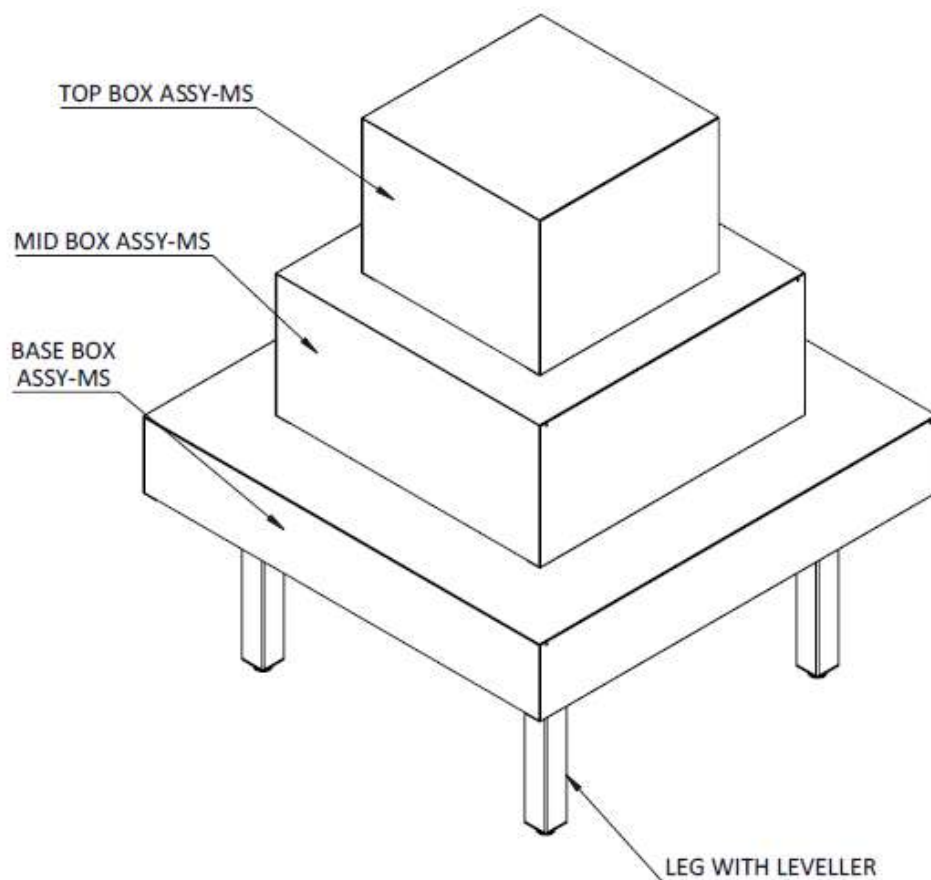
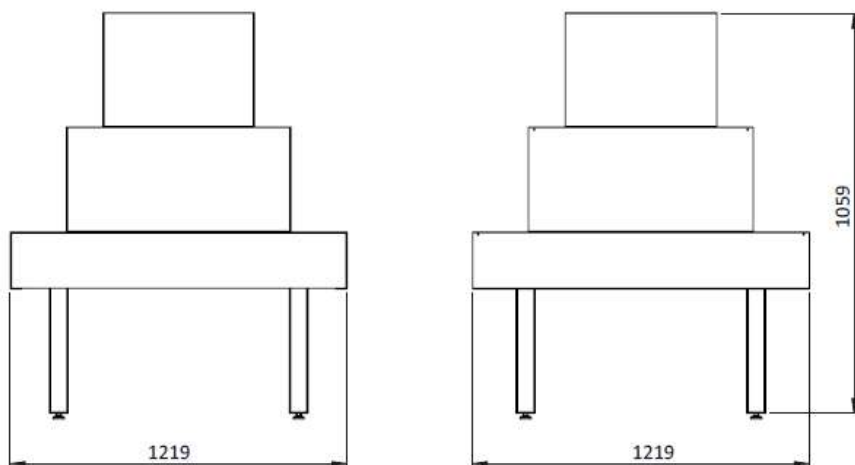


Made in MS CRCA Sheet | Modular in construction | Storage area at base level | Branding Space at top.

3 TIER TABLE-MS

	Length(L)	Width(W)	Height(H)
KF1000A01014732	1219 mm	1219 mm	1059 mm
KF1000A01021126	900 mm	900 mm	1059 mm
KF1000A01014732	950 mm	950 mm	1000 mm
KF1000A01014732	850 mm	850 mm	1000 mm

Made in MS CRCA Sheet.
Rigid construction.
Adjustable levellers to absorb floor abnormalities.



07

IMPULSE UNITS





Attractive display units near checkout counters and strategically placed in walk-in, waiting and high traffic areas invoke impulse buying. Impulse display units are available in a variety of sizes, shapes and profiles that are customisable to suit any store. They can be built from almost any combination of units and are suitable for a wide variety of products.

- Checkout / Billing counter impulse racks
- 360 degree impulse stands
- Portable and easy to move
- With hooks & accessories

IMPULSE UNIT

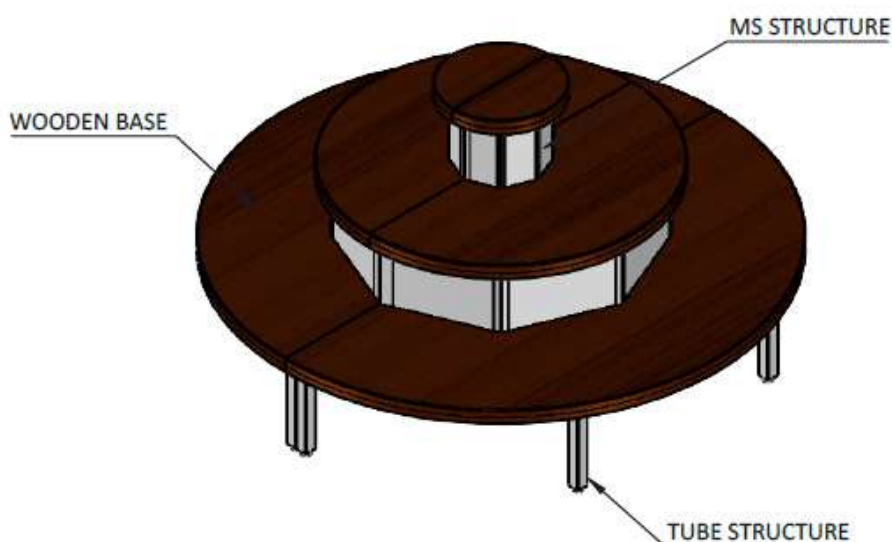
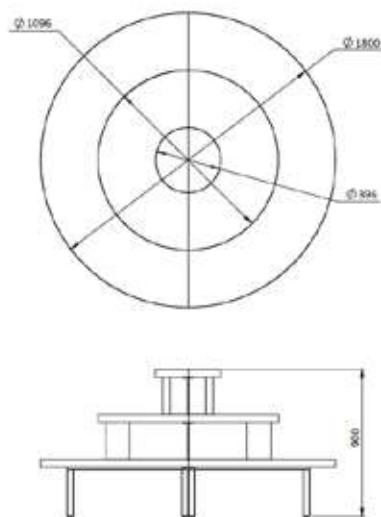
	Length(L)	Width(W)	Height(H)
KF1000SR1F01226H	700 mm	400 mm	1525 mm
KF1000SR1F00785H	700 mm	463 mm	1525 mm

Made in MS CRCA Sheet & tube
Adjustable wire shelves.
Castor wheels for easy manoeuvrability.
Space for branding on two sides.



CIRCULAR PROMO TABLE

	Dia (D)
KF1000A01036282H	1500 mm
KF1000A01031513H	1800 mm
KF1000A01026765H	2100 mm



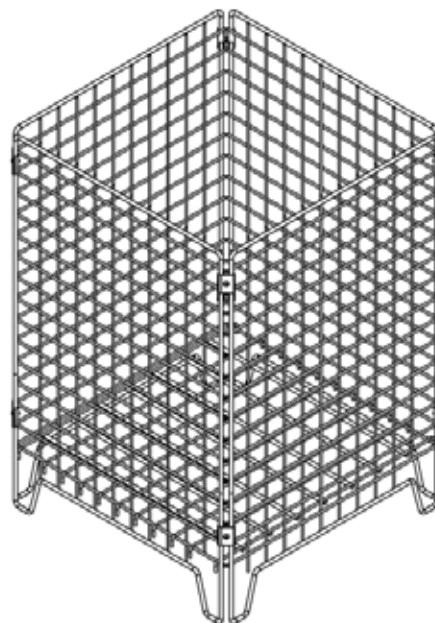
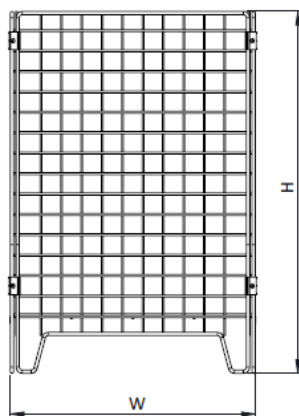

Made in MS CRCA Sheet & tube | Adjustable wire shelves | Castor wheels for easy manoeuvrability
Space for branding on two sides.



Our dump bins are freestanding or counter standing unit which is able to display your merchandise to customers at the point of sale. They offer an incredibly simple way to boost impulse purchases.

DUMP BIN

	Length(L)	Width(W)	Height(H)
KF1000A01322870H	600 mm	600 mm	890 mm
KF1000A01318009H	1140 mm	790 mm	890 mm
KF1000A01015716H	610 mm	610 mm	760 mm
KF1000A01318007H	790 mm	790 mm	890 mm




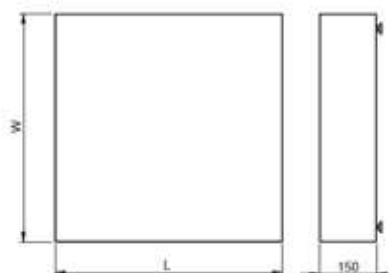
Wire frame construction | Collapsible & modular | Shelf is adjustable | Available in Powder coat finish



Our metal podium serves help you store and display different types of goods in a retail store or warehouse.

PODIUM

	Length(L)	Width(W)	Height(H)
KF3000P01014323H	1000 mm	650 mm	150 mm
KF1000A01318009H	1200 mm	600 mm	150 mm



1. MS tube & Sheet Rigid construction to carry heavy loads.
2. Adjustable levellers to absorb floor abnormalities.
3. Available in Powder coat finish

08 COUNTERS

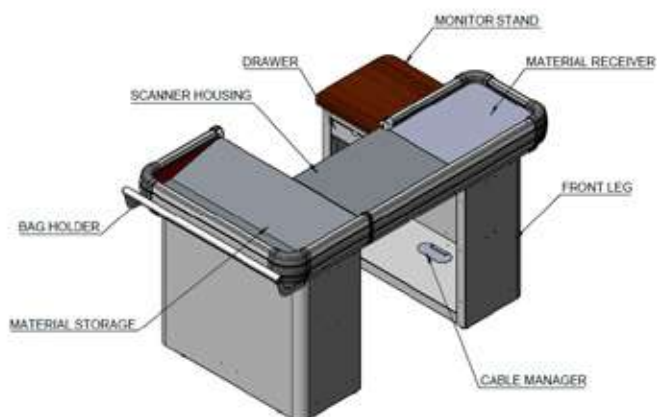


Instor offers feature-rich billing counters to help them have a quick checkout experience. Ergonomically designed keeping in mind the different sizes of the retails stores, we offer a variety of feature-rich checkout counters.

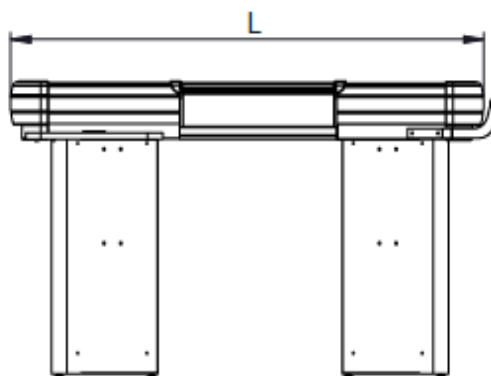
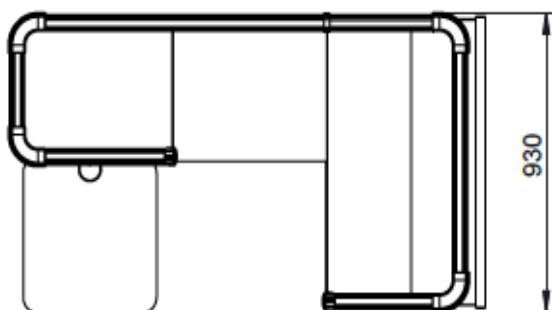
- Monitor stand & keyboard tray
- Scanner housing hand
- EDC machine for express checkout
- Fake note detector stand
- Telescopic divider to manage customers at the billing counter
- A bag holder for immediate packaging of goods

CHECKOUT COUNTER- XK

	Length (L)	Types
KF1000WS1F00369	1500 mm	LH
KF1000WS1F00370	1500 mm	RH
KF5000XK1F00284	1900 mm	LH
KF5000XK1F00286	1900 mm	RH



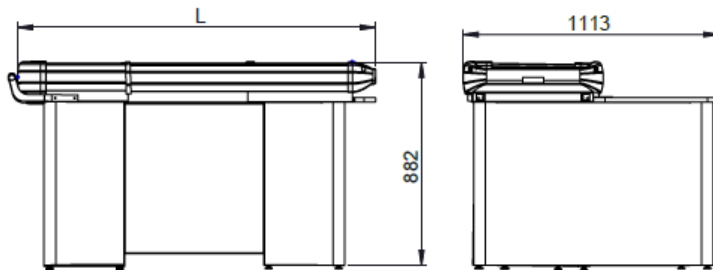
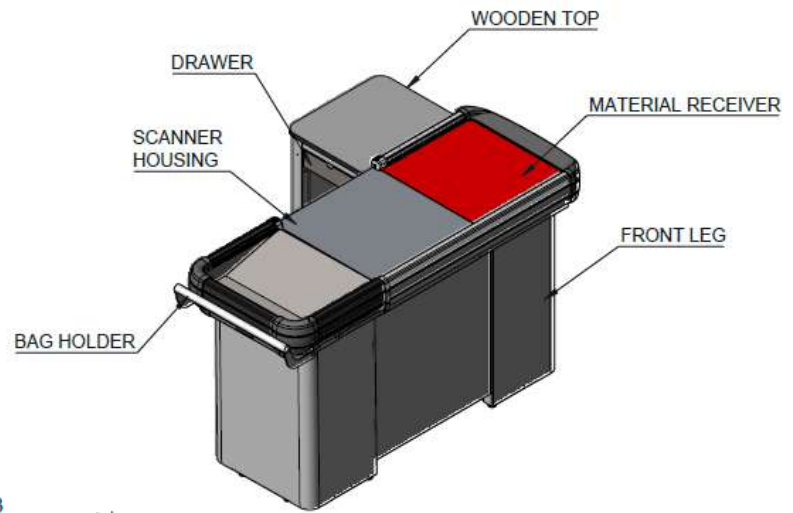
Made from MS Sheet base structure
Top Basins made in Food grade SS.
Rigid PVC Extrusion bumpers for shock absorption
Provision for Scanner Bed & Cash drawer.
Provision for Carry-bag holder



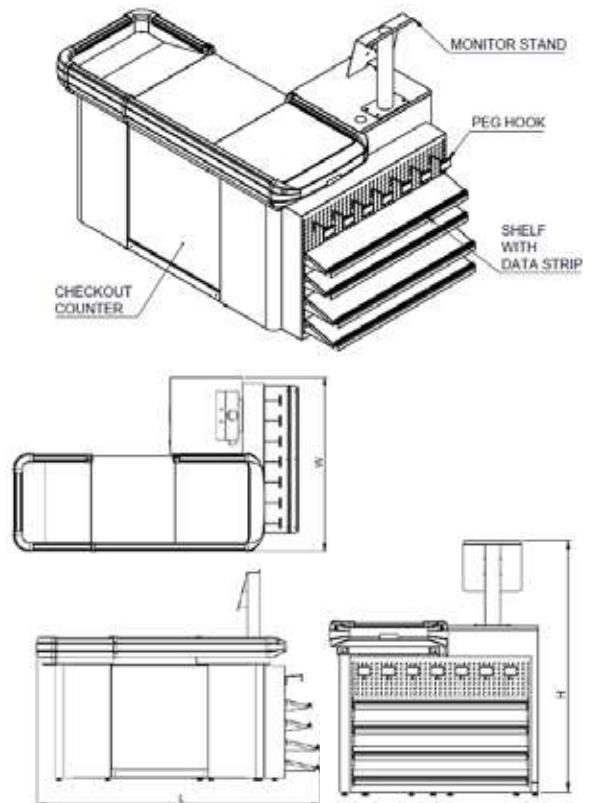
CHECKOUT COUNTER- STXK

	Length (L)	Types
KF5000XK1362304	1500 mm	LH
KF5000XK1362305	1500 mm	RH
KF5000XK1362585	1700 mm	LH
KF5000XK1362002	1700 mm	RH

Made from MS Sheet base structure
 Top Basins made in Food grade SS.
 Rigid PVC Extrusion bumpers for shock absorption
 Provision for Scanner Bed & Cash drawer.
 Provision for Carry-bag holder

**CHECKOUT COUNTER WITH IMPULSE UNIT**

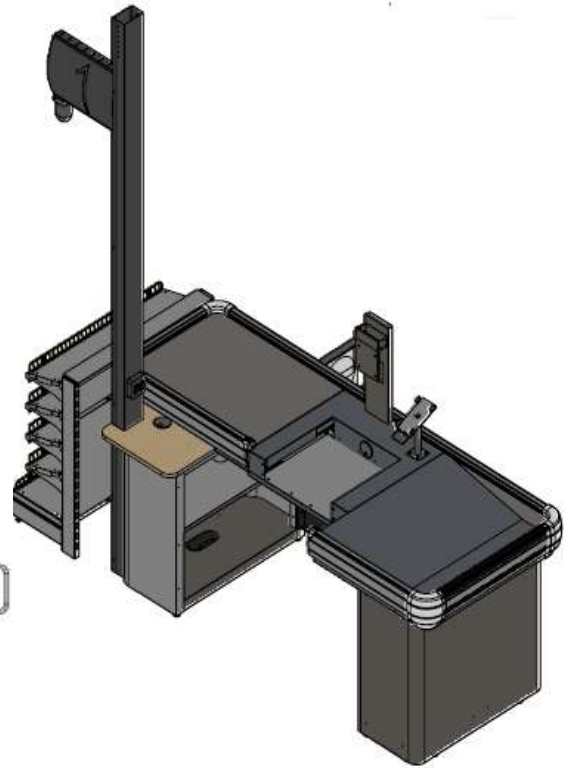
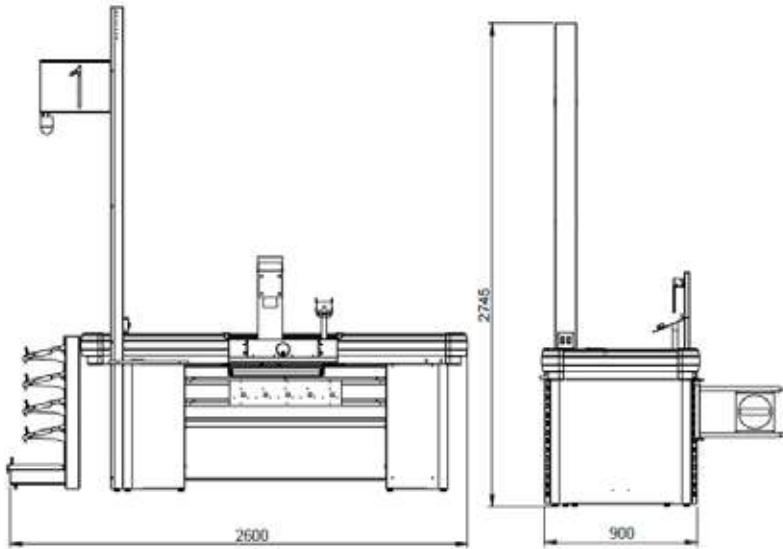
	Length (L)	Width(W)	Height(H)	Types
KF5000XK1019328H	1555 mm	1070 mm	875 mm	LH
KF1000A01020564H	1555 mm	1070 mm	875 mm	RH



Made from MS Sheet base structure
 Top Basins made in Food grade SS.
 Rigid PVC Extrusion bumpers for shock absorption
 Integrated Impulse unit.
 Monitor holder stand.

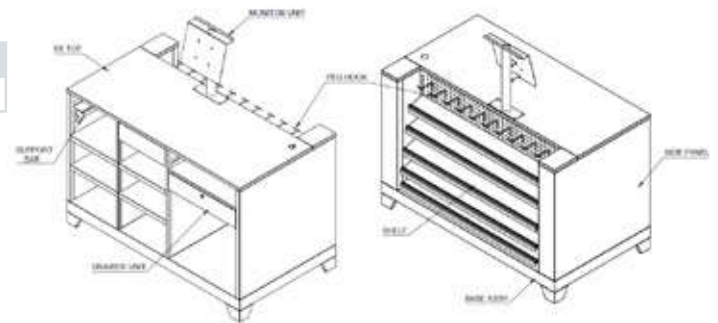
CHECKOUT COUNTER XK22- LH/RH

	Length (L)	Width(W)	Height(H)	TYPES
KF1000A01038869	2600 mm	900 mm	2745 mm	LH
KF1000A01038870	2600 mm	900 mm	2745 mm	RH

**EXPRESS CHECKOUT COUNTER**

	Length (L)	Width(W)	Height(H)
KF5000EX1013629	1350 mm	750 mm	900 mm

Made from MS Sheet base structure
Top sheet made in Food grade SS.
SS Base frame.
Integrated Impulse unit.
Monitor holder stand.

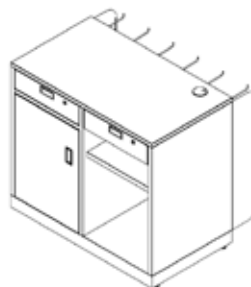
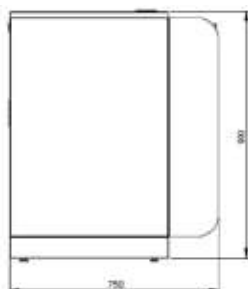


EXPRESS CHECKOUT COUNTER

	Length (L)	Width(W)	Height(H)
KF5000EX1365178	1000 mm	750 mm	900 mm

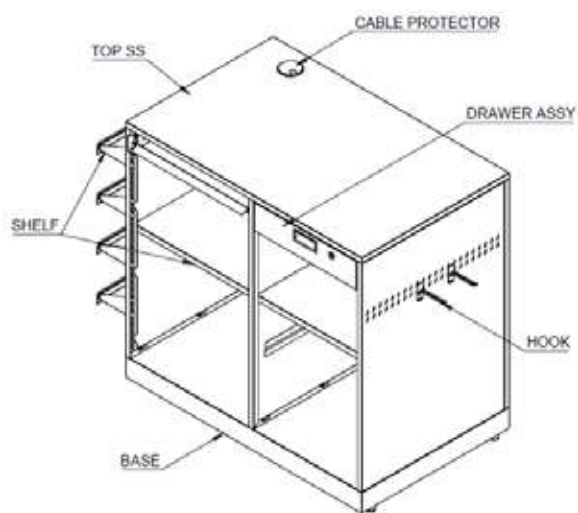


Made from MS Sheet base structure
Top sheet made in Food grade SS.
Integrated Impulse unit.

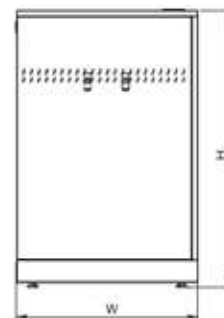
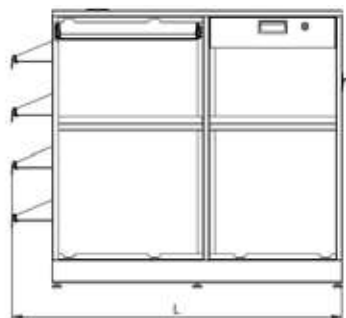


EXPRESS CHECKOUT COUNTER

	Length (L)	Width(W)	Height(H)
KF1000A01025368H	1080 mm	600 mm	900 mm
KF1000A01025368H	1080 mm	600 mm	900 mm

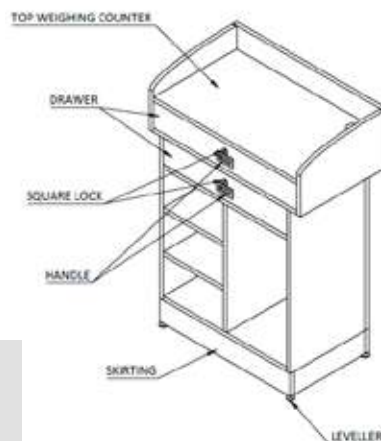
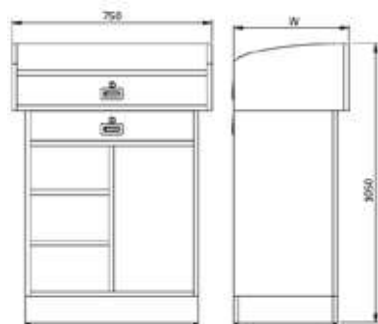


Made from MS Sheet base structure
Top sheet made in Food grade SS.
Integrated Impulse unit.

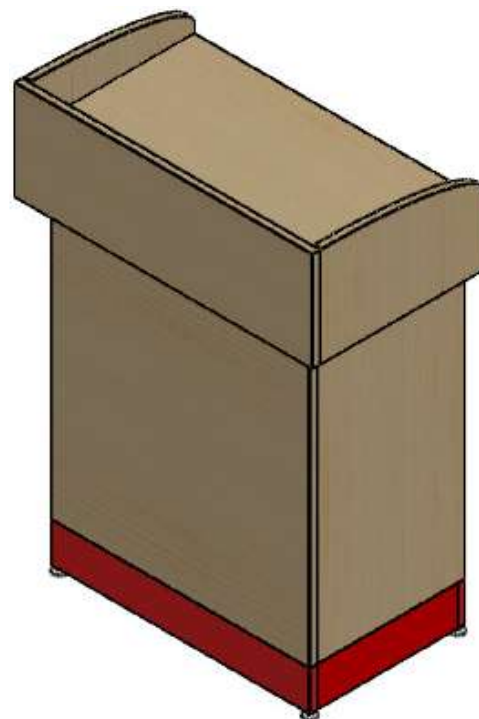


WEIGHING CASH COUNTER

	Length (L)	Width(W)	Height(H)
KF1000A01014607	750 mm	450 mm	1050 mm
KF1000A01019914	750 mm	585 mm	1050 mm



Made from 18mm Prelaminated Particle Board
Lockable drawer units.
Space for Bags & other accessories.

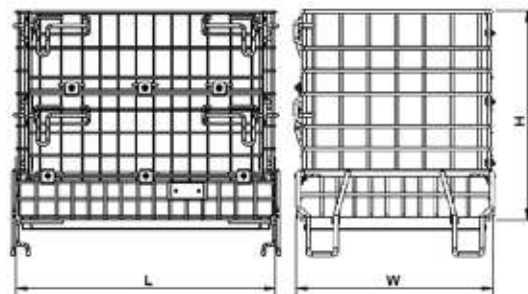
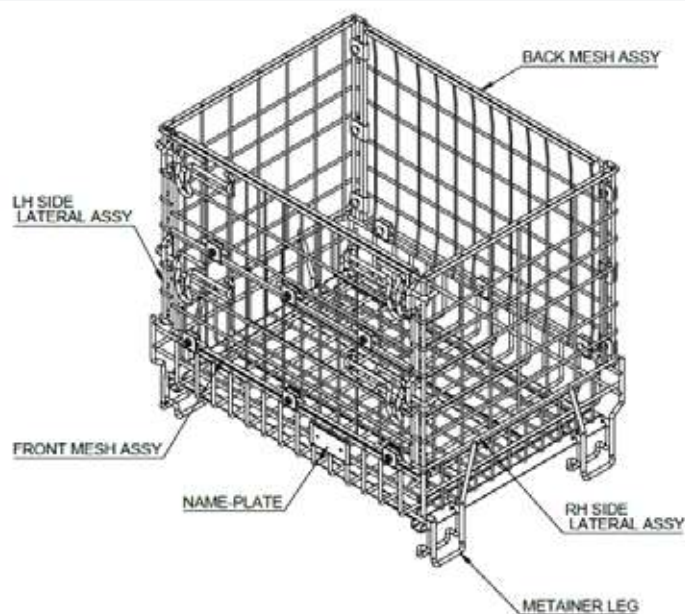


Our industrial storage bins and containers are manufactured from high-quality materials and come with zinc plating and/or special powder coating. They provide an excellent storage solution for a wide variety of items and can be utilised in any storage environment. The metainers are designed for easy goods movement. You can lift them by forklift or use wheels attached to the metainer for easy goods movement.

- Metal: MS with Zinc Plating / Powder Coating
- One side door and fully collapsible
- Storage capacity up to 300-1000kgs
- Used for bulk material handling storage

METAINER

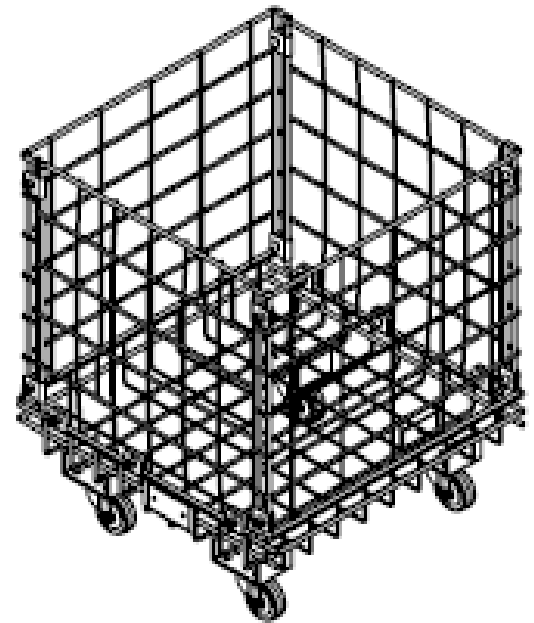
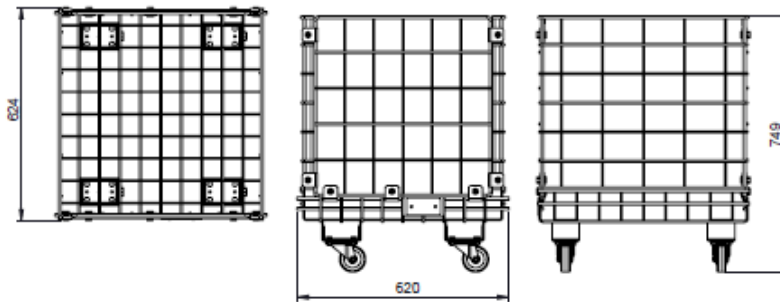
	Length (L)	Width(W)	Height(H)	Capacity (KG)
KFIND0001F00784	800 mm	600 mm	640 mm	700-800 KG
KF1000H01F00659	600 mm	600 mm	600 mm	
KF1000A01020621	1300 mm	1000 mm	1300 mm	



MS Wire frame construction
Complete collapsible
Stackable Base
Available in Powder coated or Zinc plated finish.

METAINER WITH WHEEL

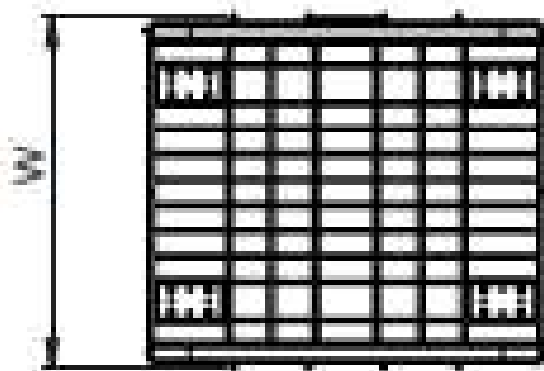
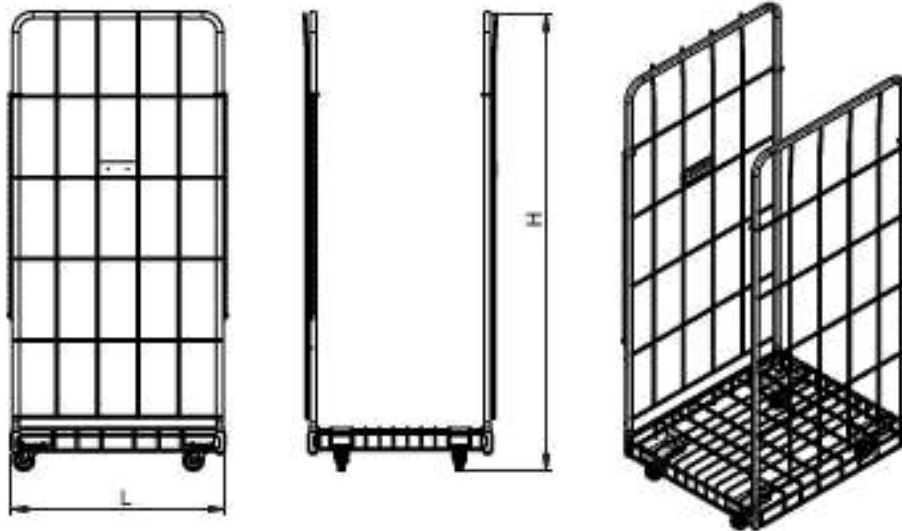
	Length (L)	Width(W)	Height(H)	Types
KF1000H01F00659	600 mm	600 mm	600 mm	SWIVEL & FIXED TYPE WHEEL



MS Wire frame construction
Complete collapsible
Heavy duty castors for ease of movement.
Available in Powder coated or Zinc plated finish.

PAKTAINER

	Length (L)	Width(W)	Height(H)	Types
KFH000W01F00359	800 mm	600 mm	640 mm	WITHOUT WHEEL
KF1000H01F00815	600 mm	600 mm	600 mm	WITH WHEEL

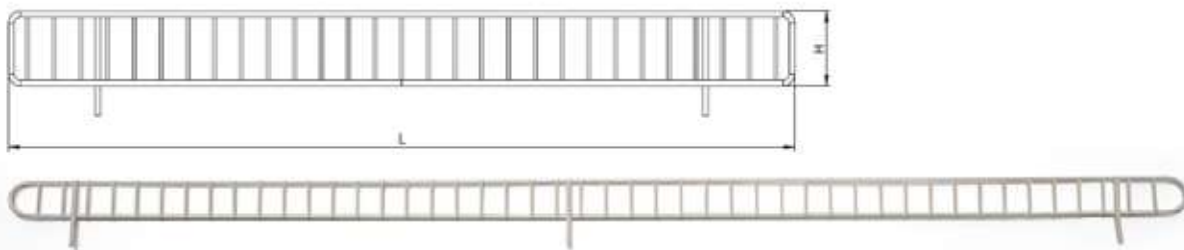


Made in MS Wire frame.
Knock-down construction.
Nesting can be done.
Option of castors wheels
Available in Powder coated or Zinc plated finish.

09

ACCESSORIES




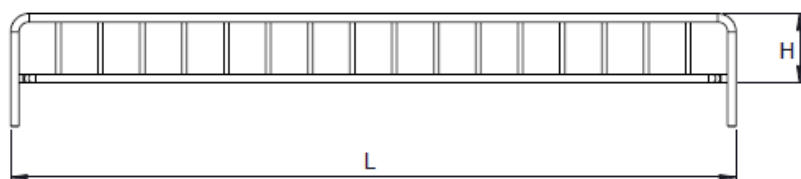
**FRONT RAIL (WIRE DIA 5 mm)**

Length (L)	Height=40	Height=70
50 mm	KS1000WR1019782	KS1000WR1019783
67 mm	KS1000WR1019777	KS1000WR1019778
83 mm	KS1000WR1019772	KS1000WR1019773
100 mm	KS1000WR1019767	KS1000WR1019768
120 mm	KS1000WR1019762	KS1000WR1019763
133 mm	KS1000WR1019750	KS1000WR1019751

Made in MS Wire Dia. 5mm & Dia. 3mm construction.
Rigid construction.
Available in Powder coated or Zinc plated finish.

DIVIDER RAIL (WIRE DIA 5 mm)

Length (L)	Height=40	Height=70
40 mm	KS1000WR1039466	KS1000WR1039477




Made in MS Wire Dia. 5mm & Dia. 3mm construction.
Rigid construction.
Available in Powder coated or Zinc plated finish.

DATA STRIP (MAT - PVC)

Length (L)		Length (L)	
30 mm	KF1000A01286063	67 mm	KF1000A01263405
38 mm	KS1000P01006469	83 mm	KF1000A01263407
45 mm	KS1000P01008376	100 mm	KF1000A01263404
50 mm	KF1000A01286063	120 mm	KF1000A01324419
51 mm	KS1000P01006468	133 mm	KF1000A01263403
59 mm	KS1000P01006467		




Made in Clear PVC extrusion.
Easy to mount on shelf.
Easy to replace price labels.
Option of colour vinyl backing is available.



TOP COVER

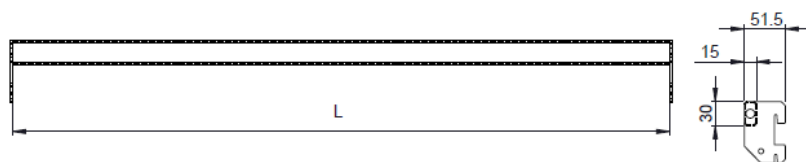
Length (L)	Width=75	Width=95
494 mm	KS1000SM1006017	KS1000SM1020228
665 mm	KS1000SM1006005	KS1000SM1015400
834 mm	KS1000SM1006018	KS1000SM1020227
1200 mm	KS1000SM1007725	KS1000SM1020571
1330 mm	KS1000SM1014031	KS1000SM1017683



Made in MS Sheet
Cover top gap between upright tubes.
Easy to install.

SUPPORT BAR

Length (L)	Height=40
500 mm	KS1000T01024692
670 mm	KS1000T01024691
830 mm	KS1000T01024638
1000 mm	KS1000T01008783
1300 mm	KS1000T01033497
1330 mm	KS1000T01014488



Made in MS Tube & Sheet.
Suitable to take load upto 60 Kgs.
Easy to install.

HOOK

Length (L)	Ø 4	Ø 6
100 mm		KF1000A01D39514
150 mm	KF1000A01D39516	KF1000A01D39518
200 mm	KF1000A01D39520	KF1000A01D39522
250 mm		KF1000A01D39527
300 mm		KF1000A01D39531

Made in MS Wire Dia. 4 / 6mm
No need to tilt the peg-hook to install or uninstall.
Patented unique design



WIRE BASKET

	Length(L)	Width(W)	Height(H)
KF1000A01334263H	500 mm	400 mm	140 mm
KF1000A01324694H	670 mm	400 mm	140 mm
KF1000A01324695H	830 mm	400 mm	140 mm
KF1000A01323244H	1000 mm	400 mm	140 mm
KF1000A01323236H	1330 mm	400 mm	140 mm

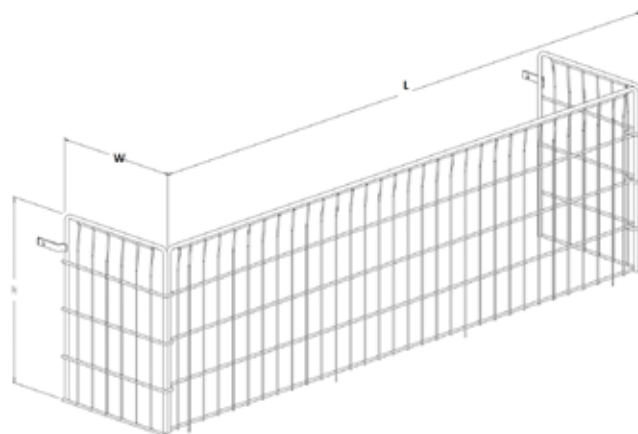


Made in MS Wire & supported with MS Sheet brackets.
Can be mounted at 90deg or 105 deg.
Modular design.

DUMP BIN BASKET

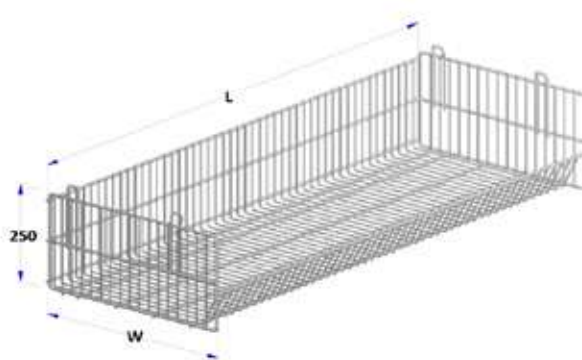
	Length(L)	Width(W)	Height(H)
KF1000A01117921	1330 mm	400 mm	380 mm
KF1000A01306016	670 mm	500 mm	380 mm
KF1000A01117922	1000 mm	500 mm	380 mm
KF1000A01117923	1330 mm	500 mm	380 mm
KF1000A01125551	830 mm	600 mm	380 mm
KF1000A01117925	1330 mm	600 mm	380 mm
KF1000A01361818	800 mm	830 mm	380 mm

Made in MS Wire frame.
Complete collapsible design.
To be placed on Base shelf.

**STACKABLE BASKET**

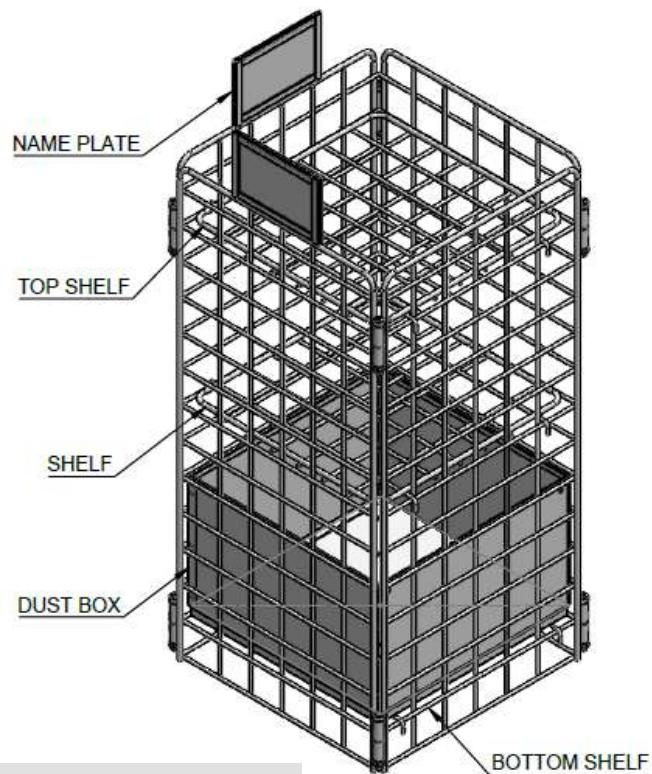
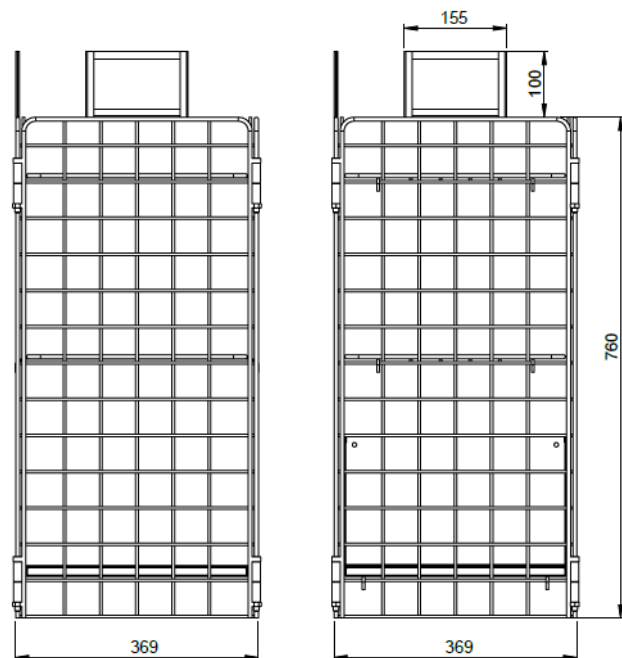
	Length(L)	Width(W)	Height(H)
KF1000A01125621	487 mm	400 mm	250 mm
KF1000A01130205	1330 mm	400 mm	250 mm
KF1000A01136359	100 mm	500 mm	250 mm
KF1000A01134075	1320 mm	500 mm	250 mm
KF1000A01125630	500 mm	500 mm	400 mm
KF1000A01125632	600 mm	500 mm	400 mm

Made in MS Wire frame
Provision to Stack one on top.
Can be offered in powder coated or zinc plating finish.



BROOM STAND ASSY (HT 760)

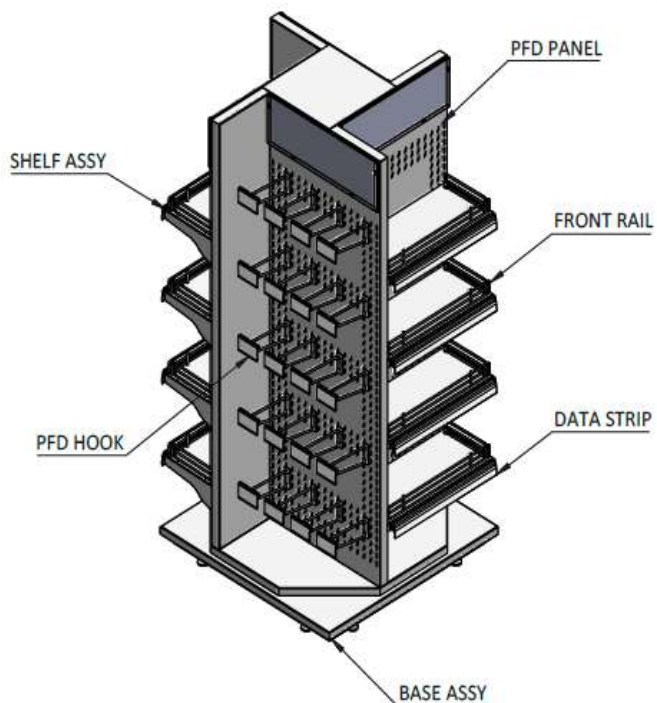
	Length(L)	Width(W)	Height(H)
KF1000A01013017	375 mm	375 mm	760 mm



Made in MS wire & Sheet.
Collapsible construction.
Adjustable wire shelf.

ROTATING BROWSER

	Length(L)	Width(W)	Height(H)
KF1000A01031633	650 mm	650 mm	1406 mm



Made in MS Sheet.
Rotating spinning attachment.
Combination of Peg-hooks & shelves for multiple
options of merchandising.

10

BASKETS & TROLLEYS





ROLLING BASKET

	Colour	Capacity
KF1000T01F01259	WHL-GREEN	45 LTR (POLYPROPYLENE)
KF1000T01F01261	WHL-ORANGE	
KF1000T01F01260	WHL-RED	

Made in PP virgin plastic.
Castor wheels for easy manoeuvrability.
Adjustable pull handle trolley.
Plastic handle for easy lift-up.



HAND BASKET

	Colour	Capacity
KF1000H01F00860P	WHITE BASE , GREEN TOP	15LTR

Made in PP virgin plastic.
Attractive colours.
Easy lift-up handle

TROLLEY

	Colour	Capacity
KF1000T01F01257P	GREEN	60 LTR
KF1000T01F00780P	ORANGE	60 LTR
KF1000T01010736P	GREEN	100 LTR
KF1000T01010737P	ORANGE	100 LTR
KF1000T01F01258P	GREEN	150 LTR
KF1000T01F00367P	ORANGE	150 LTR

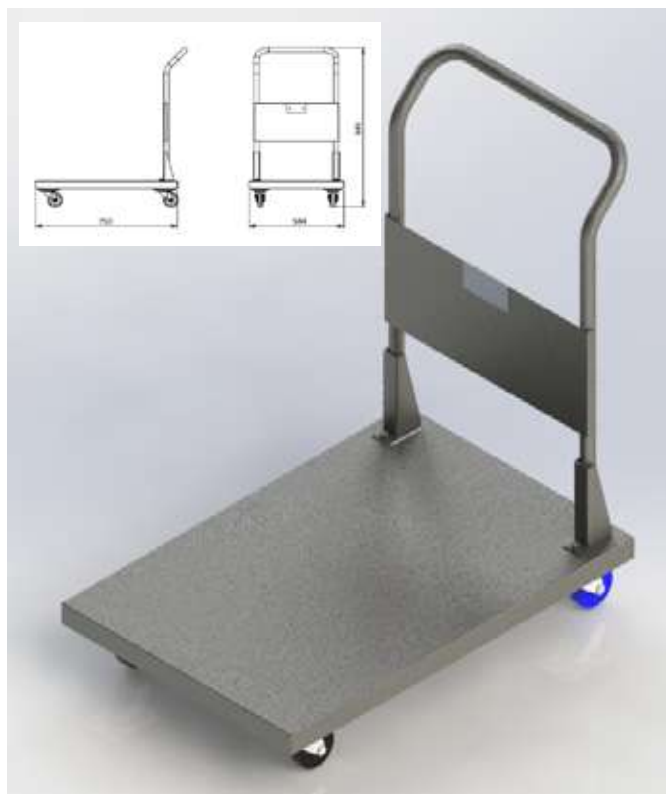
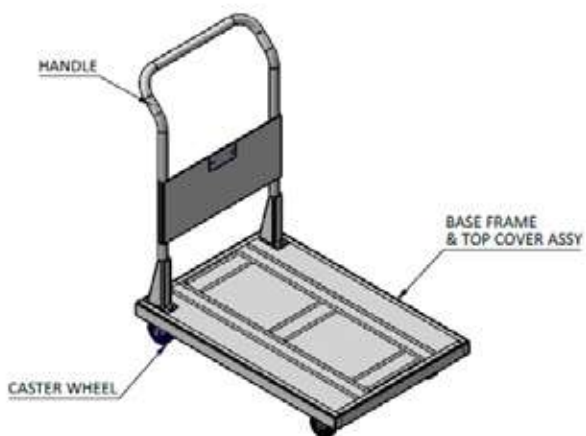
Made in MS Wire & Tube frame structure.
Castors provided for easy manoeuvrability.
Ergonomic handle to push.
Easy nesting possible.



PLATFORM TROLLEY

	Length(L)	Width(W)	Height(H)
KFIND0000012551	750 mm	504 mm	845 mm

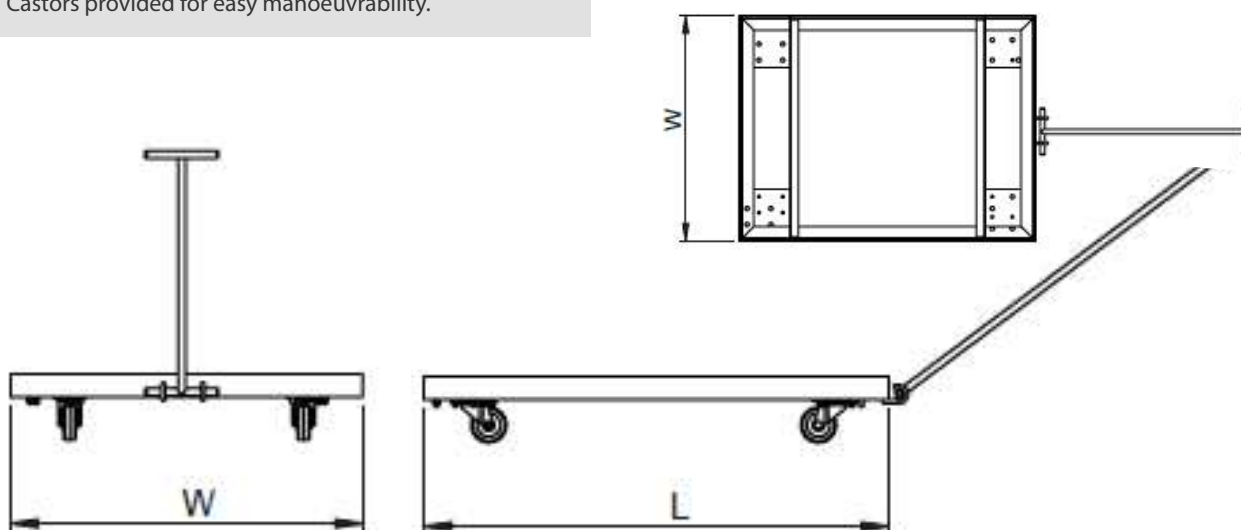
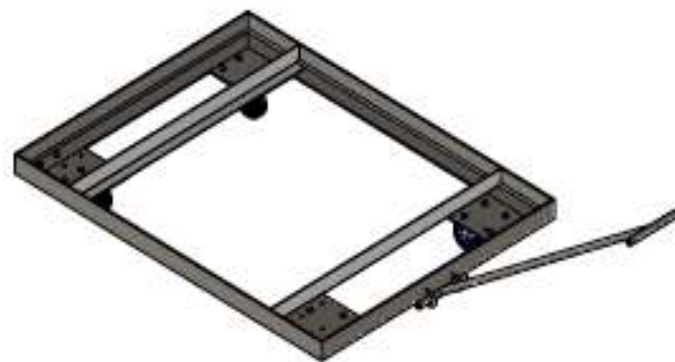
Made in MS Sheet & Tube frame structure.
Castors provided for easy manoeuvrability.
Knock-down construction.
Suitable for heavy load of max 500 Kgs.



TROLLEY FOR METAIRER

	Length(L)	Width(W)	Height(H)
KF1000H01F00876	1000 mm	800 mm	840 mm
KF1000H01F00884	600 mm	600 mm	600 mm
KF1000H01F00883	800 mm	600 mm	640 mm

Made in MS Sheet & Tube frame structure.
Detachable handle for movement
Castors provided for easy manoeuvrability.



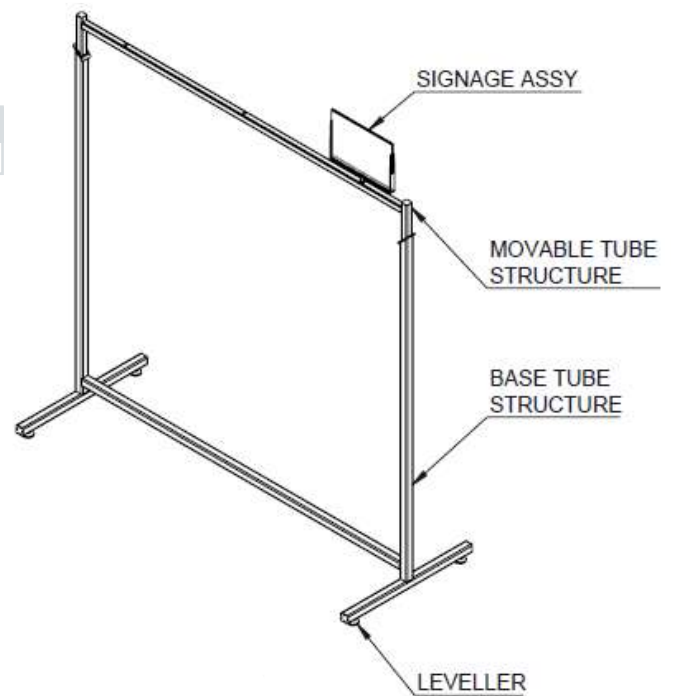
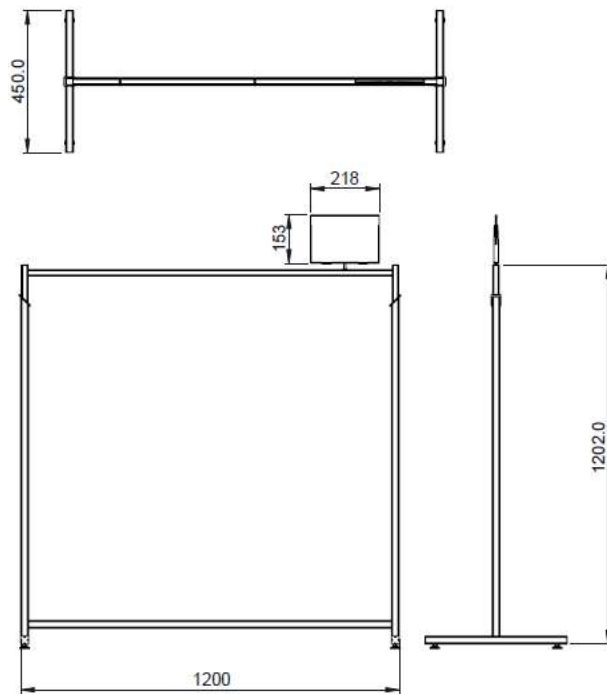
11

APPAREL FIXTURES



1 WAY BROWSER

	Length(L)	Width(W)	Height(H)
KF1000A01028482	1200 mm	450 mm	1202-1702 mm

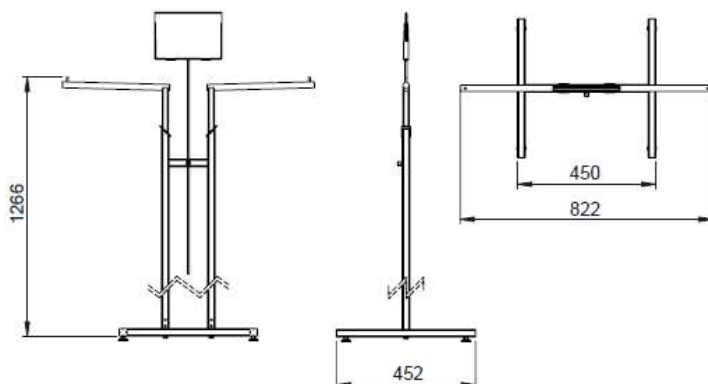


Made in MS Sheet & Tube frame structure.
Top hanger in Stainless Steel
Slim & stable design.
Top hanger is adjustable.
Provision for Branding at top.

2 WAY BROWSER

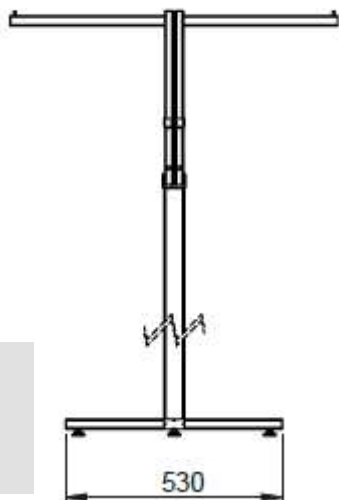
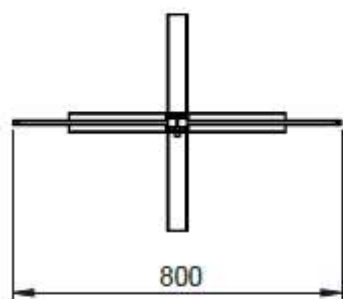
	Length(L)	Width(W)	Height(H)
KF1000A01028508H	820 mm	450 mm	1202-1502 mm

Base Frame made in MS tube structure
Top hangers are in SS & adjustable at various heights.
Provision for Branding



2 WAY BROWSER

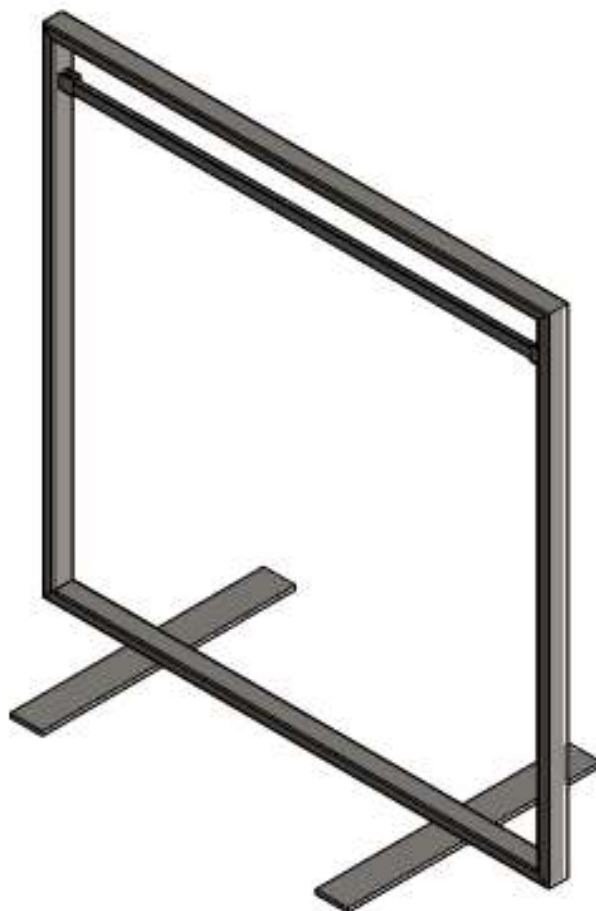
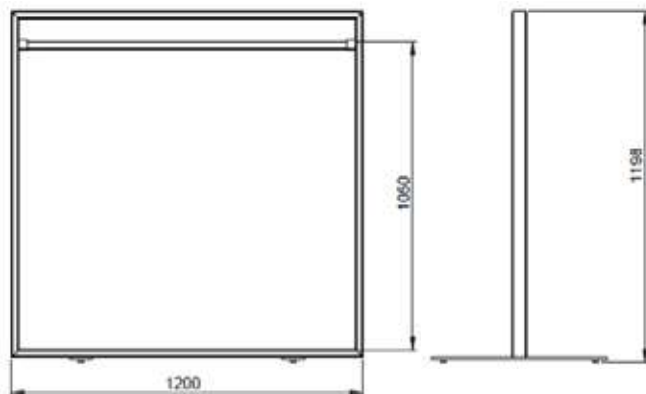
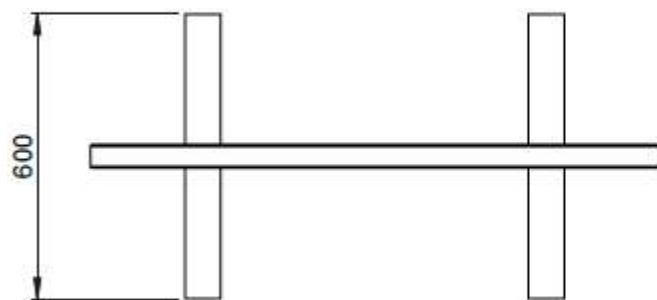
	Length(L)	Width(W)	Height(H)
KF1000A01022827H	800 mm	530 mm	1100-1400



Base Frame made in MS tube structure
Top hangers are in SS & adjustable at various heights.

**HANG RAIL BROWSER**

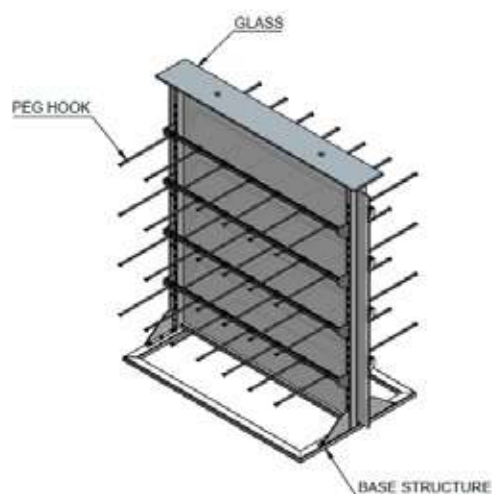
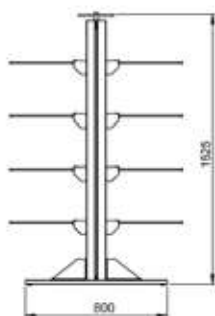

	Length(L)	Width(W)	Height(H)
KF1000A01F00560	1200 mm	600 mm	1200 mm



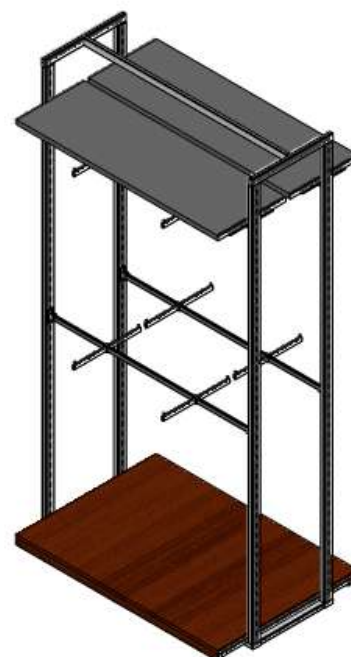
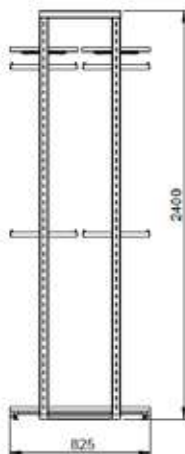

Base Frame made in MS tube structure
Top hanger is in SS.

PEG GONDOLA

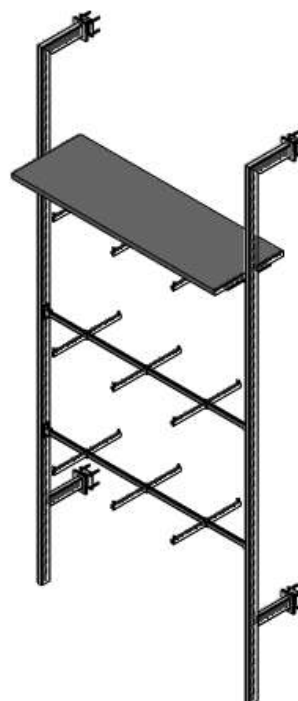
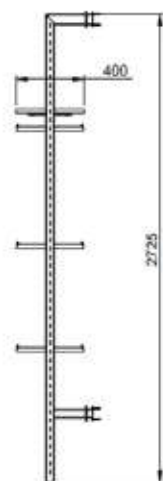

	Length(L)	Width(W)	Height(H)
KF1000A01022862	1372 mm	800 mm	1525 mm

**WALL BAY-FREESTANDING**

	Length(L)	Width(W)	Height(H)
KF1000A01022905	1240 mm	825 mm	2400 mm

**WALL BAY**

	Length(L)	Width(W)	Height(H)
KF1000A01022921	1240 mm	400 mm	2725 mm



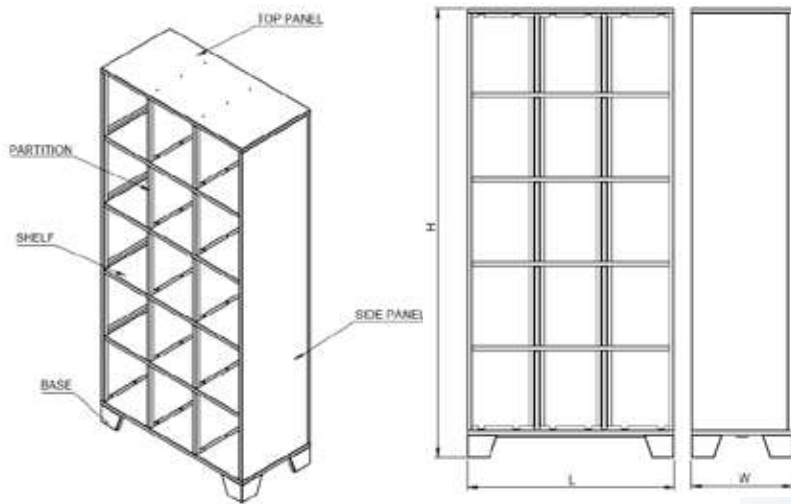
12

BAGGAGE COUNTERS & LOCKERS




BAGGAGE COUNTER

	Length(L)	Width(W)	Height(H)
KF1000A01022161	920 mm	450 mm	2000 mm
KF1000A01025038	620 mm	300 mm	2000 mm


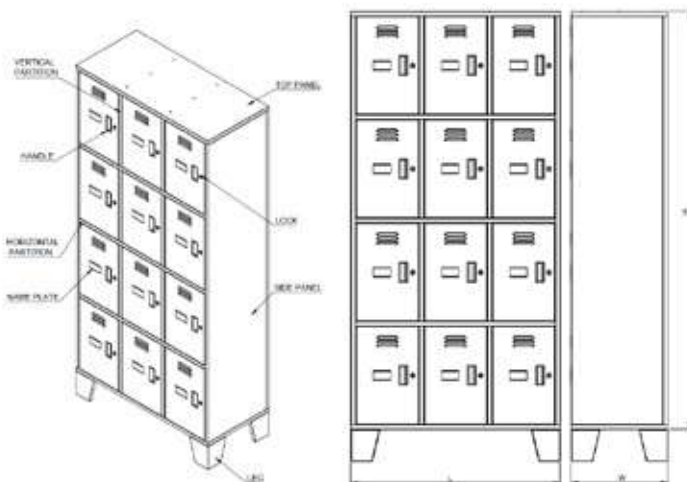


Made in MS Sheet,
Complete knock-down construction.
Feets provided for easy cleaning.
5X3, 5x2 Grid



LOCKER

	Length(L)	Width(W)	Height(H)
KFIND0001F00849	650 mm	450 mm	1950 mm
KFIND0001F00836	975 mm	450 mm	1950 mm
KFIND0001F00848	1300 mm	450 mm	1950 mm
KFIND0001F00850	1625 mm	450 mm	1950 mm

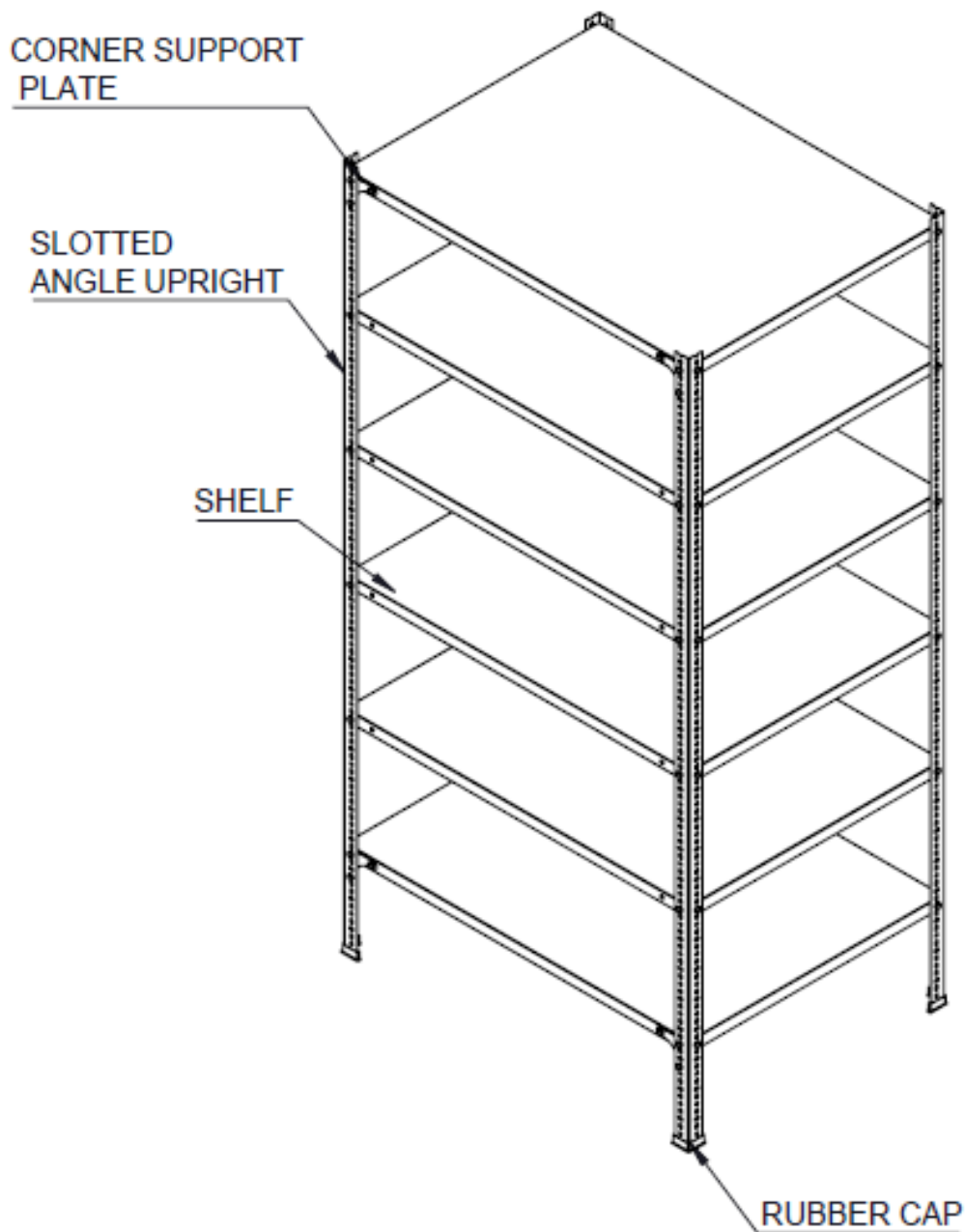
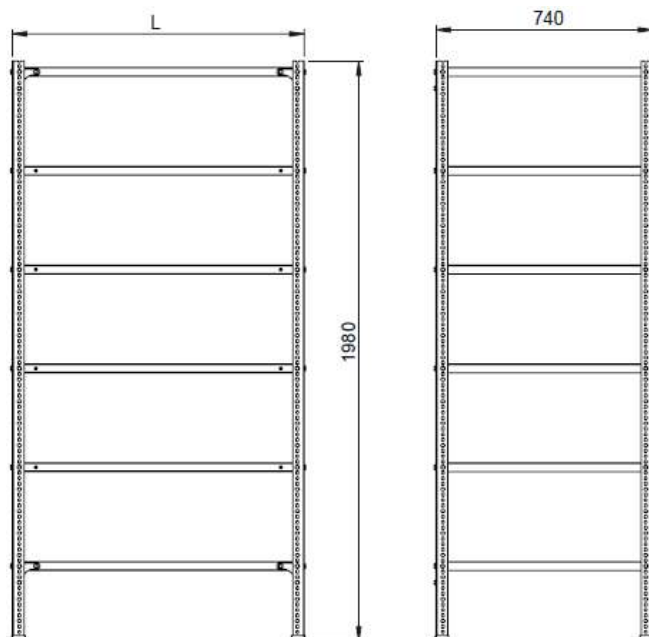


Made in MS Sheet | Knock-down construction | Louvers for ventilation | Provision for Name plate

SLOTTED ANGLE RACK

	Length(L)	Width(W)	Height(H)
KF1000A01022228	830 mm	740 mm	1980 mm
KF1000A01022272	1000 mm	740 mm	1980 mm
KF1000A01022276	1336 mm	740 mm	1980 mm

Made in MS Sheet.
Shelf with reinforcement at bottom.
Uprights with Rubber feet.



SOME OF OUR 1000s OF CLIENTS

FROM SMALL KIRANA STORES TO RETAIL GIANTS, TRUST INSTOR

Companies looking to deliver best customer experience and increase profits use Instor products

WE ARE INSTOR

110% COMMITTED TO YOUR SUCCESS.

Extra 10% is our willingness and commitment
to go out of the way for you.

Go with
India's #1 choice.

GET IN TOUCH

+91 2137 678000

+91 98220 09838 | +91 91300 90428

sales@instorindia.com

www.instorindia.com

Kider India Pvt. Ltd.

New Gat 584/2, Koregaon Bhima,
Pune 412 216 INDIA

instor
KIDER INDIA PVT. LTD.